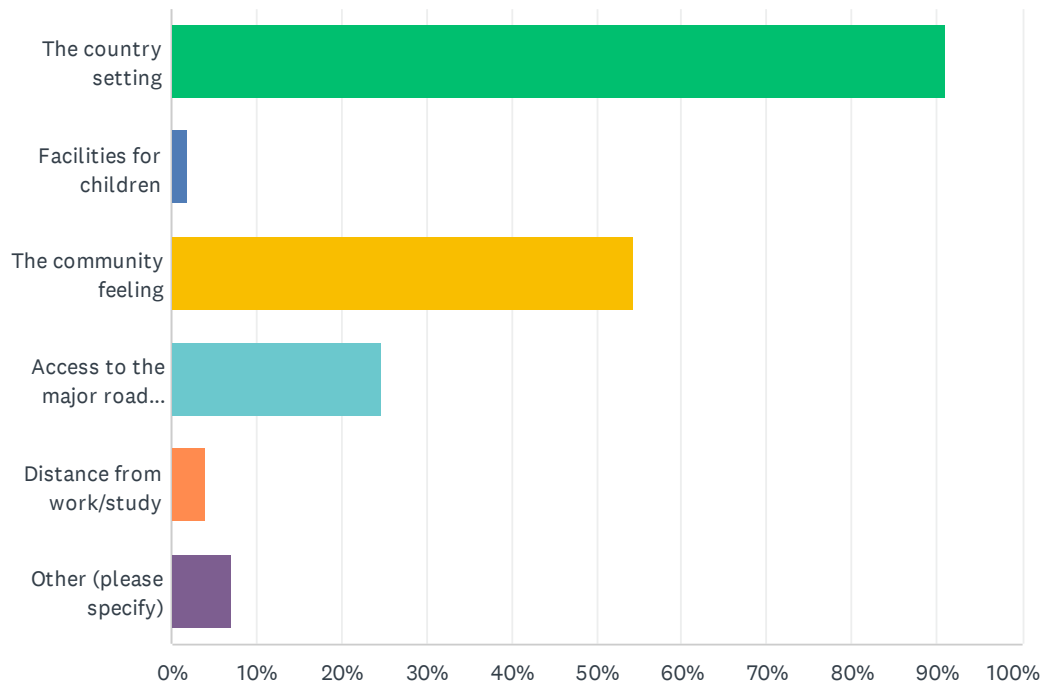


## Q1 What do you like most about the Parish?

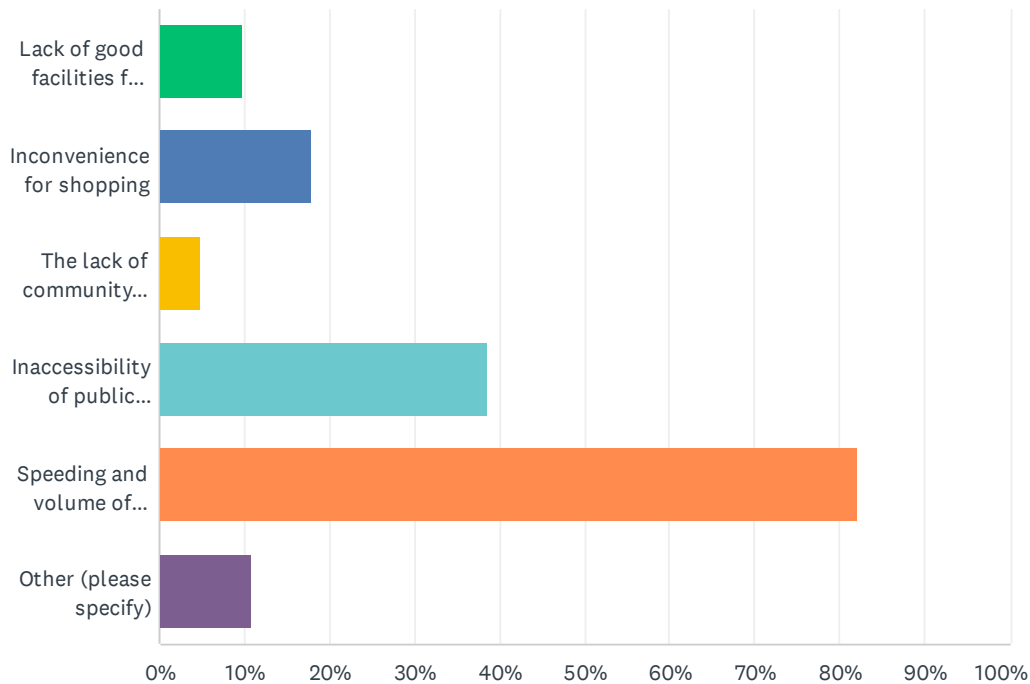
Answered: 101 Skipped: 2



ANSWER CHOICES	RESPONSES	
The country setting	91.09%	92
Facilities for children	1.98%	2
The community feeling	54.46%	55
Access to the major road network	24.75%	25
Distance from work/study	3.96%	4
Other (please specify)	6.93%	7
Total Respondents: 101		

## Q2 What do you dislike most about the Parish?

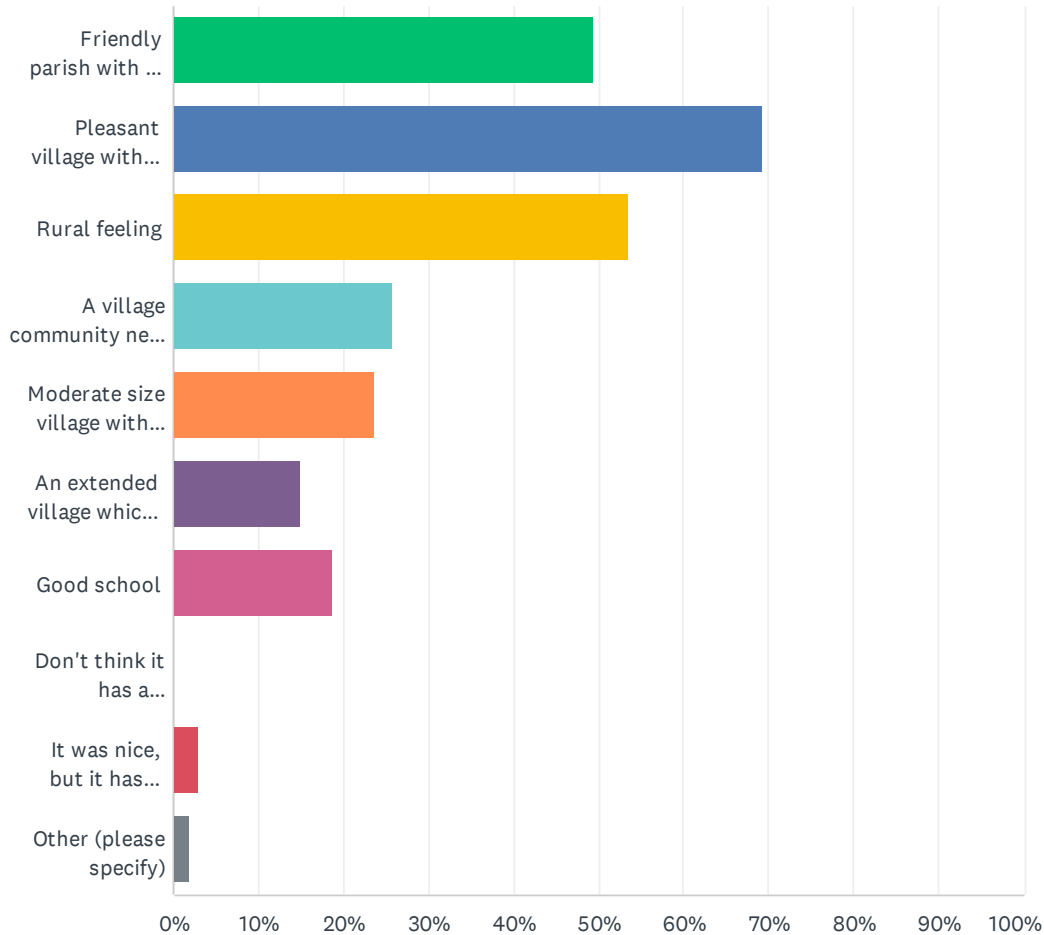
Answered: 101 Skipped: 2



ANSWER CHOICES	RESPONSES	
Lack of good facilities for children	9.90%	10
Inconvenience for shopping	17.82%	18
The lack of community feeling	4.95%	5
Inaccessibility of public transport	38.61%	39
Speeding and volume of traffic	82.18%	83
Other (please specify)	10.89%	11
Total Respondents: 101		

## Q3 Define the character of Great Addington

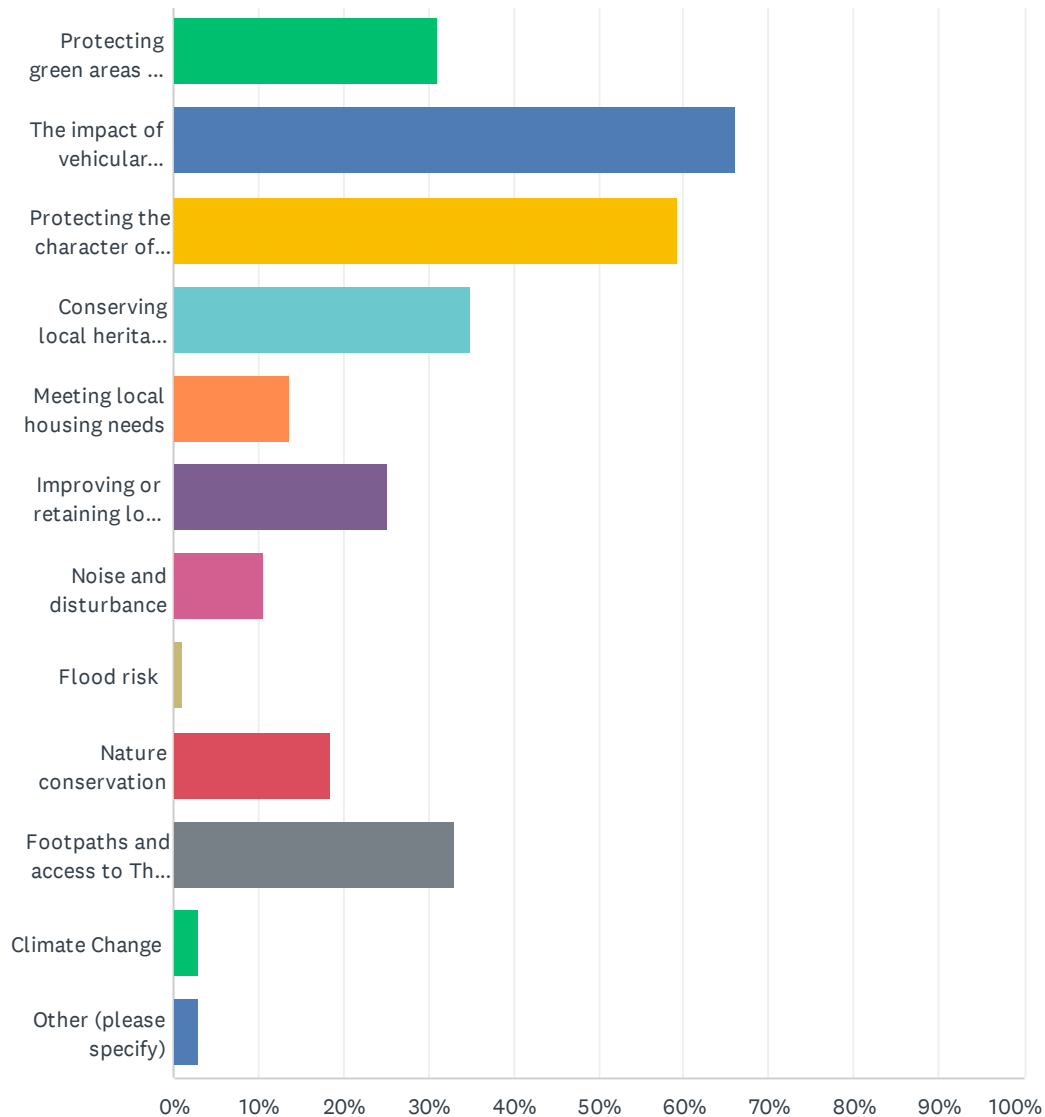
Answered: 101 Skipped: 2



ANSWER CHOICES	RESPONSES	
Friendly parish with a village feel and character	49.50%	50
Pleasant village with community appeal, nice walks	69.31%	70
Rural feeling	53.47%	54
A village community near to large towns	25.74%	26
Moderate size village with countryside around it but lacks amenities for all ages	23.76%	24
An extended village which incorporates both old and new houses	14.85%	15
Good school	18.81%	19
Don't think it has a character, nor is it a reasonable place to live	0.00%	0
It was nice, but it has changed and is now in decline	2.97%	3
Other (please specify)	1.98%	2
Total Respondents: 101		

## Q4 What are the THREE most important issues for the Neighbourhood Plan?

Answered: 103 Skipped: 0

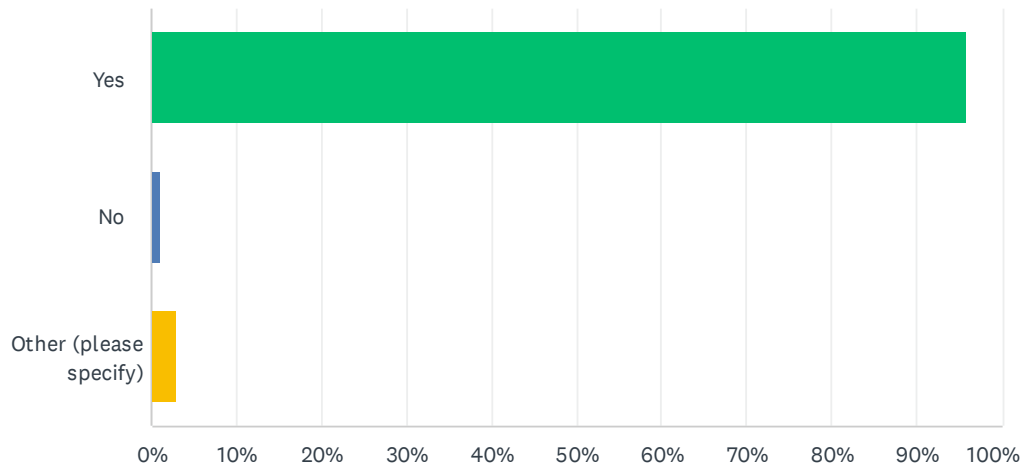


## Great Addington Neighbourhood Plan

ANSWER CHOICES	RESPONSES	
Protecting green areas in the village	31.07%	32
The impact of vehicular traffic on village life	66.02%	68
Protecting the character of the countryside and access to it	59.22%	61
Conserving local heritage and village identity, including existing stone walls	34.95%	36
Meeting local housing needs	13.59%	14
Improving or retaining local services and facilities	25.24%	26
Noise and disturbance	10.68%	11
Flood risk	0.97%	1
Nature conservation	18.45%	19
Footpaths and access to The Greenway	33.01%	34
Climate Change	2.91%	3
Other (please specify)	2.91%	3
Total Respondents: 103		

## Q5 Do you agree that the countryside around Great Addington should be protected for the sake of its intrinsic character, beauty, heritage and wildlife?

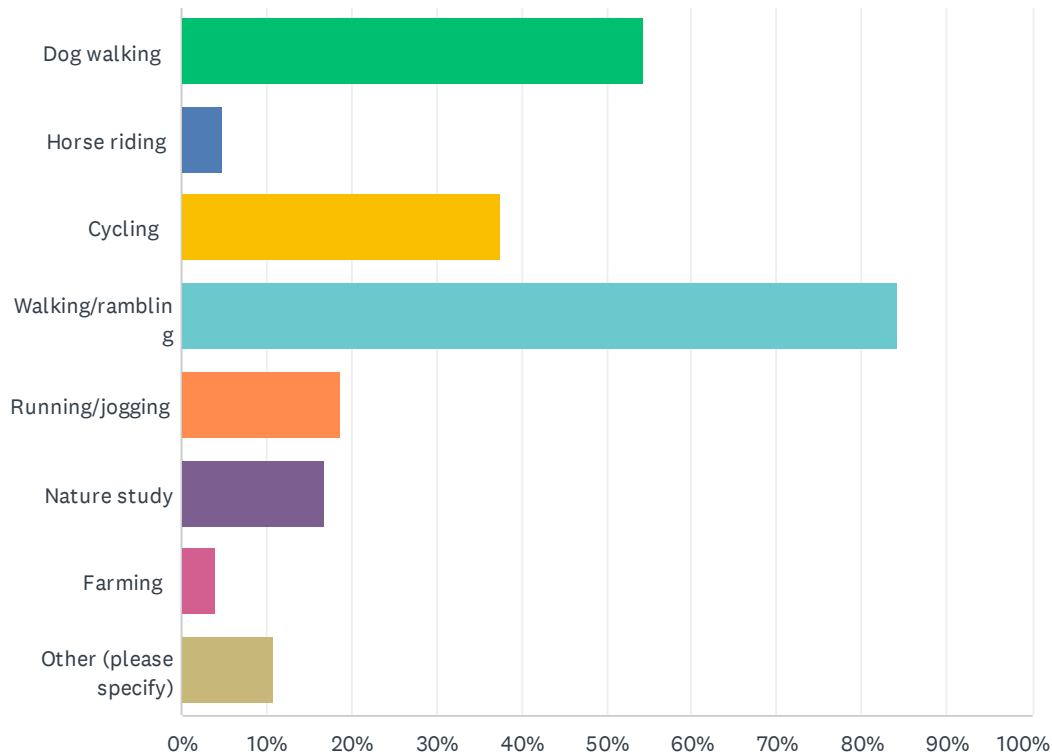
Answered: 101 Skipped: 2



ANSWER CHOICES	RESPONSES	
Yes	96.04%	97
No	0.99%	1
Other (please specify)	2.97%	3
TOTAL		101

## Q6 How do you use the countryside around Great Addington? (please select all those that apply)

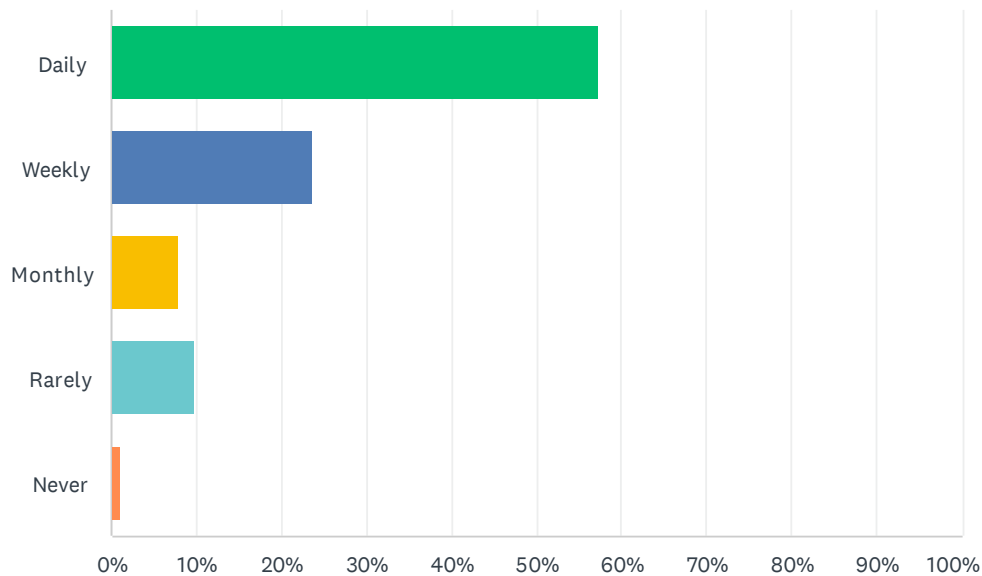
Answered: 101 Skipped: 2



ANSWER CHOICES	RESPONSES	
Dog walking	54.46%	55
Horse riding	4.95%	5
Cycling	37.62%	38
Walking/rambling	84.16%	85
Running/jogging	18.81%	19
Nature study	16.83%	17
Farming	3.96%	4
Other (please specify)	10.89%	11
Total Respondents: 101		

## Q7 How often do you use the footpaths/bridleways where you live? (selectone)

Answered: 101 Skipped: 2

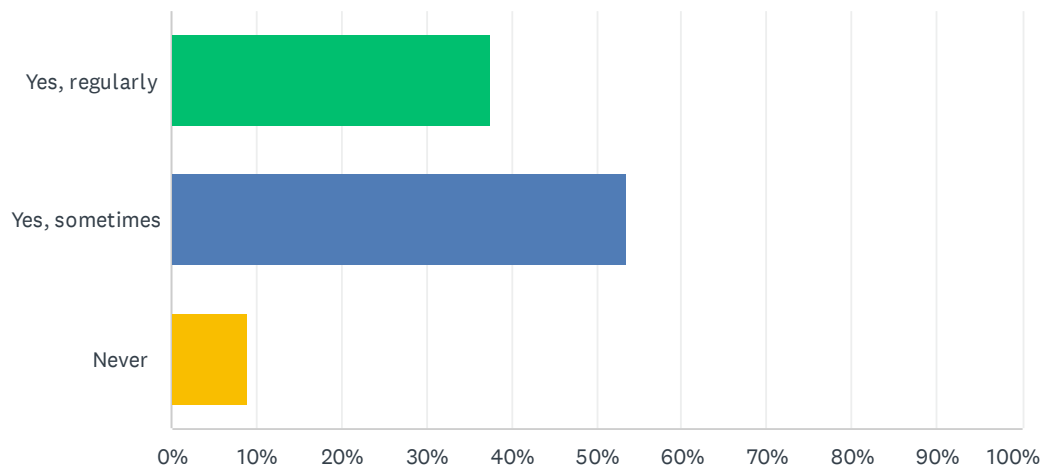


ANSWER CHOICES	RESPONSES	
Daily	57.43%	58
Weekly	23.76%	24
Monthly	7.92%	8
Rarely	9.90%	10
Never	0.99%	1
<b>TOTAL</b>		<b>101</b>



## Q8 Do you ever use The Greenway?

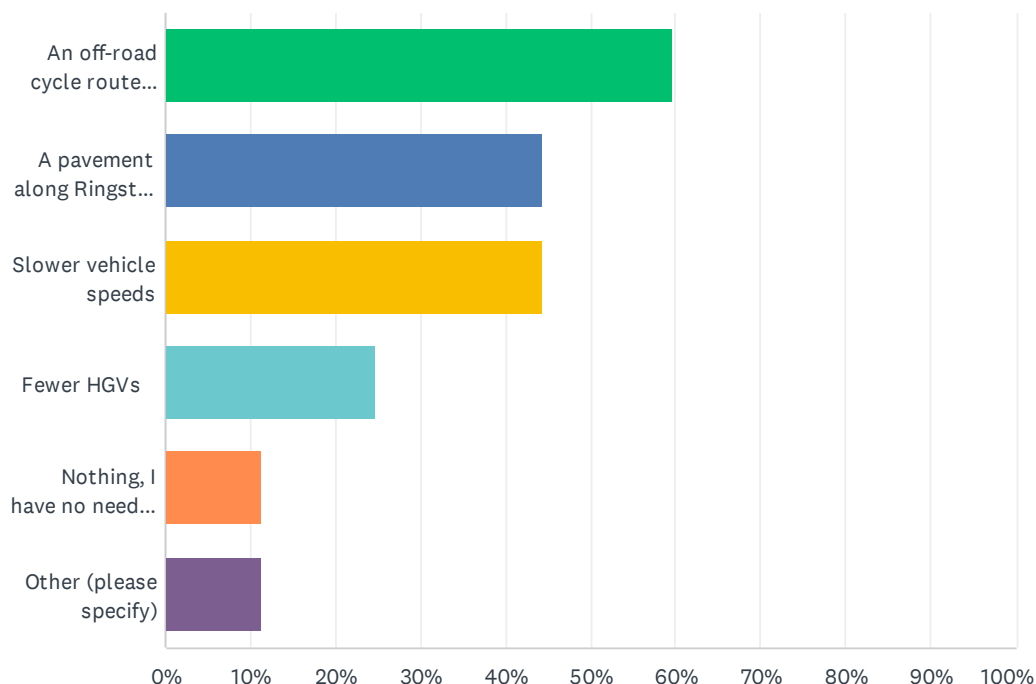
Answered: 101 Skipped: 2



ANSWER CHOICES	RESPONSES	
Yes, regularly	37.62%	38
Yes, sometimes	53.47%	54
Never	8.91%	9
TOTAL		101

## Q9 What would encourage you to use The Greenway more? (Please select all those that apply)

Answered: 97 Skipped: 6



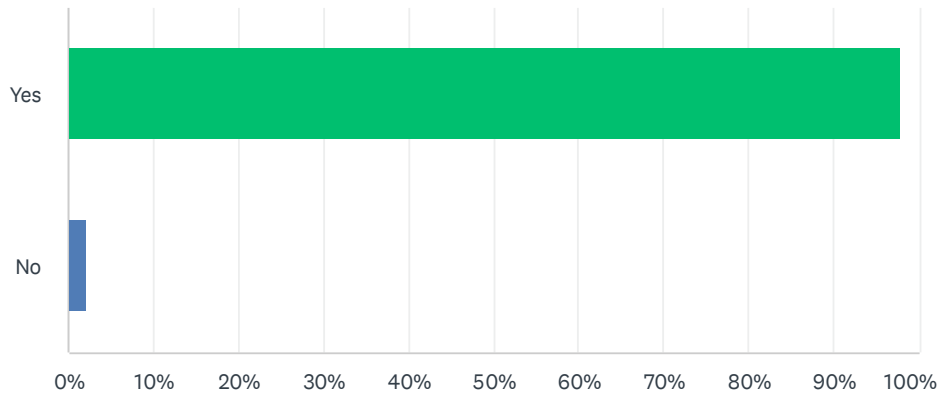
ANSWER CHOICES	RESPONSES	
An off-road cycle route between the village and The Greenway	59.79%	58
A pavement along Ringstead Road	44.33%	43
Slower vehicle speeds	44.33%	43
Fewer HGVs	24.74%	24
Nothing, I have no need to make that journey	11.34%	11
Other (please specify)	11.34%	11
Total Respondents: 97		

**Q10 Please identify any other local views that are important to you.**

Answered: 69   Skipped: 34

## Q11 Do you think that our Neighbourhood Plan should identify, protect and where possible enhance local biodiversity?

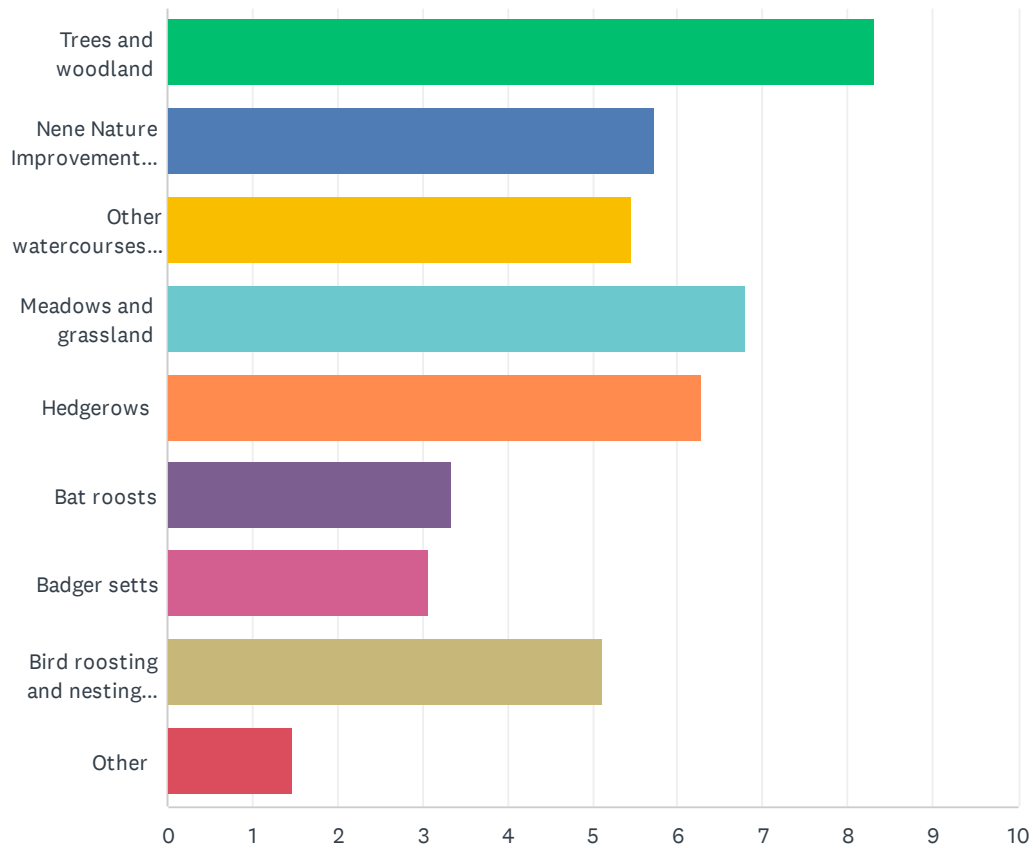
Answered: 97 Skipped: 6



ANSWER CHOICES	RESPONSES	
Yes	97.94%	95
No	2.06%	2
TOTAL		97

Q12 What are the most important priorities for habitat improvement in the area? (Please rank as many as you can in order of importance where 1 is the most important)

Answered: 97 Skipped: 6

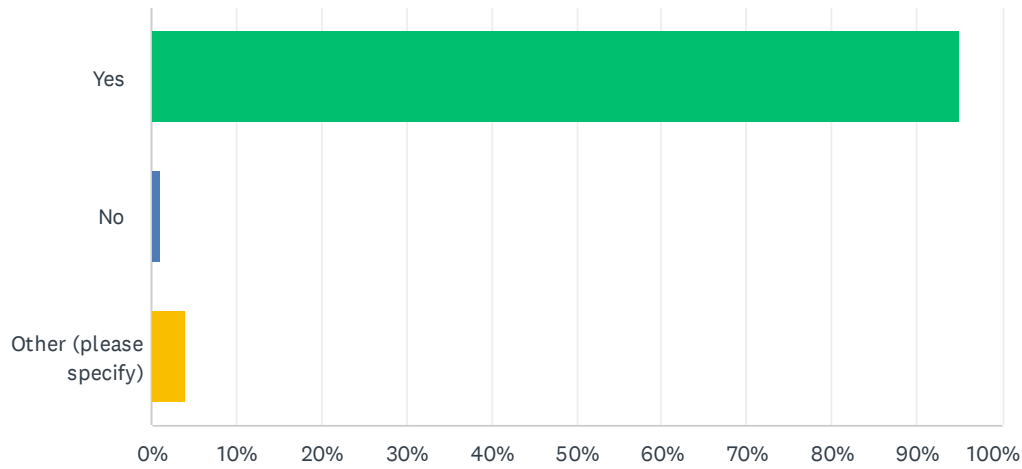


# Great Addington Neighbourhood Plan

	1	2	3	4	5	6	7	8	9	TOTAL	SCOR
Trees and woodland	61.05% 58	25.26% 24	6.32% 6	3.16% 3	2.11% 2	0.00% 0	1.05% 1	1.05% 1	0.00% 0	95	8.3
Nene Nature Improvement Area	11.70% 11	13.83% 13	13.83% 13	14.89% 14	15.96% 15	12.77% 12	7.45% 7	8.51% 8	1.06% 1	94	5.7
Other watercourses and ponds	2.15% 2	9.68% 9	25.81% 24	18.28% 17	13.98% 13	11.83% 11	6.45% 6	10.75% 10	1.08% 1	93	5.4
Meadows and grassland	12.63% 12	26.32% 25	17.89% 17	27.37% 26	7.37% 7	6.32% 6	1.05% 1	1.05% 1	0.00% 0	95	6.8
Hedgerows	6.52% 6	19.57% 18	19.57% 18	21.74% 20	17.39% 16	13.04% 12	2.17% 2	0.00% 0	0.00% 0	92	6.2
Bat roosts	1.16% 1	1.16% 1	0.00% 0	4.65% 4	6.98% 6	24.42% 21	34.88% 30	22.09% 19	4.65% 4	86	3.3
Badger setts	1.22% 1	1.22% 1	3.66% 3	1.22% 1	8.54% 7	8.54% 7	32.93% 27	35.37% 29	7.32% 6	82	3.0
Bird roosting and nesting places	5.26% 5	6.32% 6	14.74% 14	11.58% 11	27.37% 26	15.79% 15	6.32% 6	9.47% 9	3.16% 3	95	5.1
Other	1.56% 1	0.00% 0	1.56% 1	0.00% 0	0.00% 0	1.56% 1	7.81% 5	4.69% 3	82.81% 53	64	1.4

### Q13 Do you agree that our Neighbourhood Plan should try to retain existing trees and hedgerows of arboricultural or amenity value.

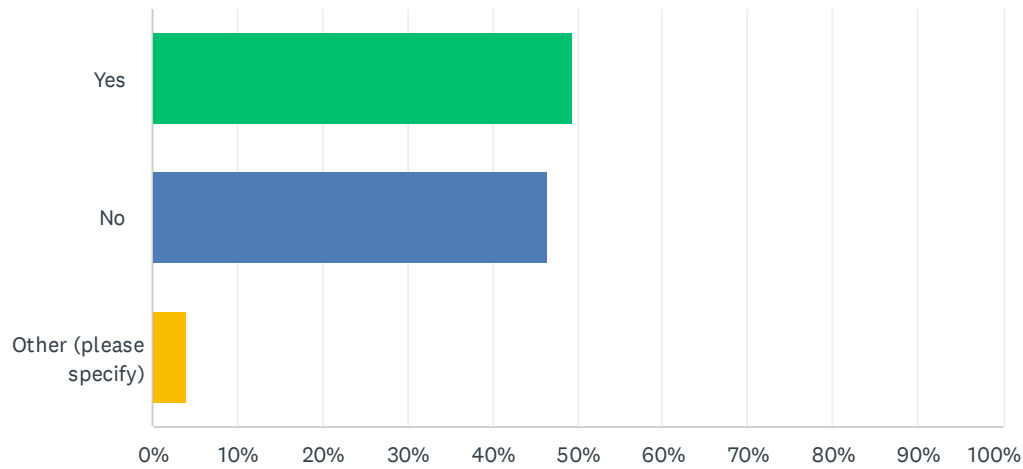
Answered: 100 Skipped: 3



ANSWER CHOICES	RESPONSES	
Yes	95.00%	95
No	1.00%	1
Other (please specify)	4.00%	4
TOTAL		100

## Q14 Do you have concerns about light pollution in your locality?

Answered: 99 Skipped: 4

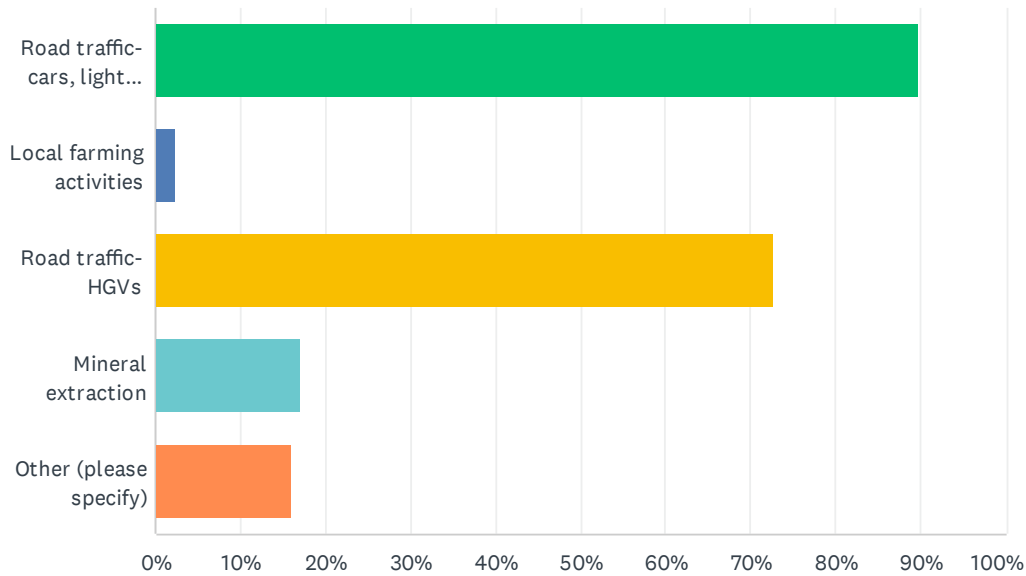


ANSWER CHOICES	RESPONSES	
Yes	49.49%	49
No	46.46%	46
Other (please specify)	4.04%	4
TOTAL		99



## Q15 Do you have concerns about noise and/or disturbance from the following? (Please select all those that apply)

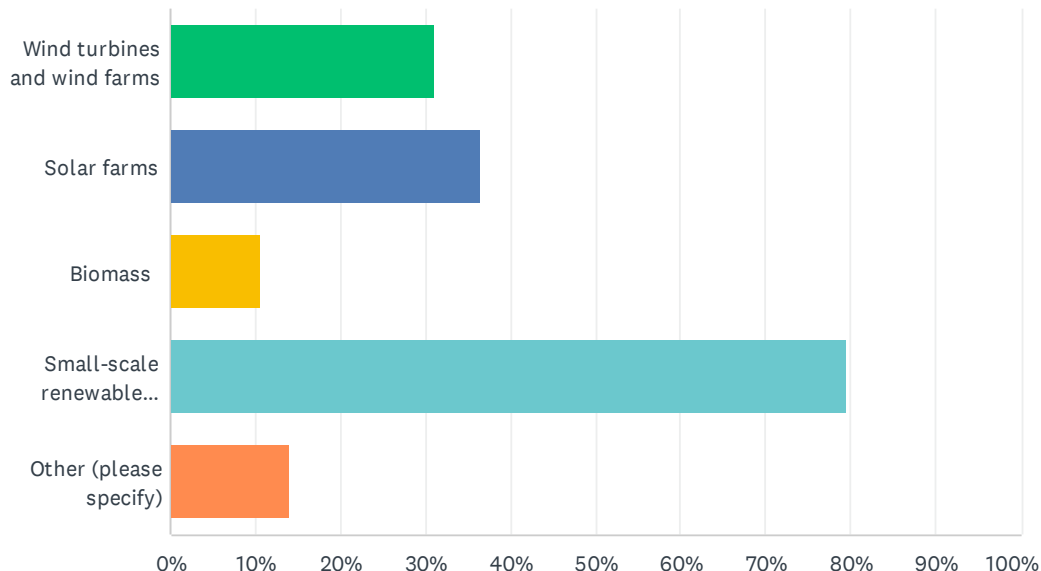
Answered: 88 Skipped: 15



ANSWER CHOICES	RESPONSES	
Road traffic- cars, light vehicles	89.77%	79
Local farming activities	2.27%	2
Road traffic- HGVs	72.73%	64
Mineral extraction	17.05%	15
Other (please specify)	15.91%	14
Total Respondents: 88		

## Q16 Which of the following renewable energy developments would you support in Great Addington Parish? (Please select all the options that apply)

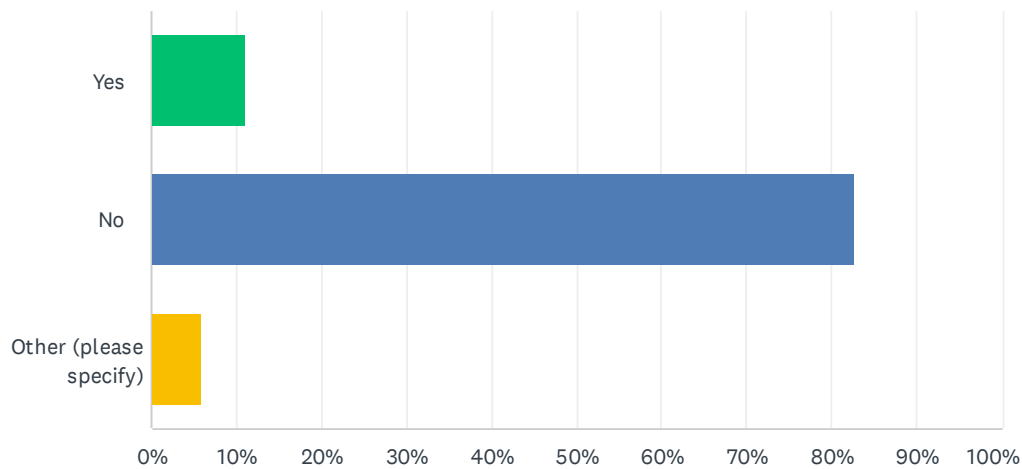
Answered: 93 Skipped: 10



ANSWER CHOICES	RESPONSES	
Wind turbines and wind farms	31.18%	29
Solar farms	36.56%	34
Biomass	10.75%	10
Small-scale renewable energy technologies integrated with new buildings or fitted to existing buildings	79.57%	74
Other (please specify)	13.98%	13
Total Respondents: 93		

## Q17 Are you concerned about flood risk where you live?

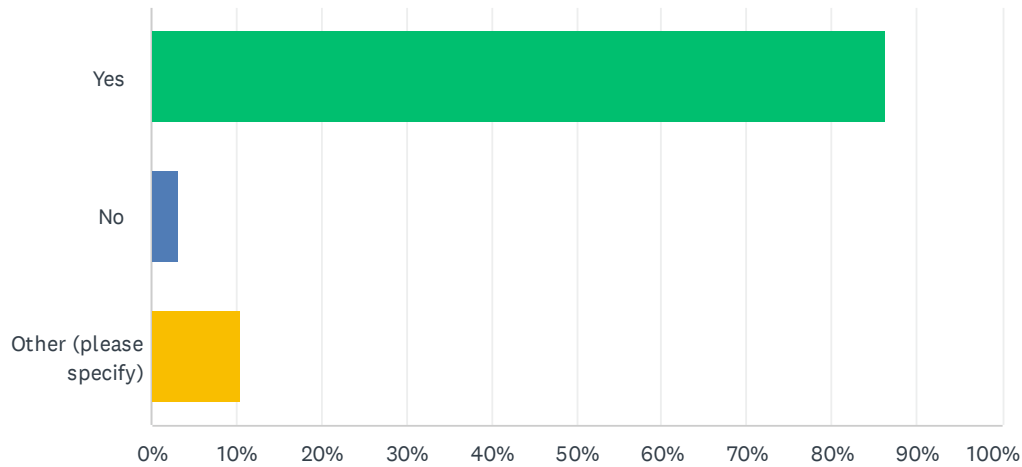
Answered: 99   Skipped: 4



ANSWER CHOICES	RESPONSES	
Yes	11.11%	11
No	82.83%	82
Other (please specify)	6.06%	6
TOTAL		99

## Q18 Do you agree that even minor development should incorporate water attenuation, storage and treatment arrangements?

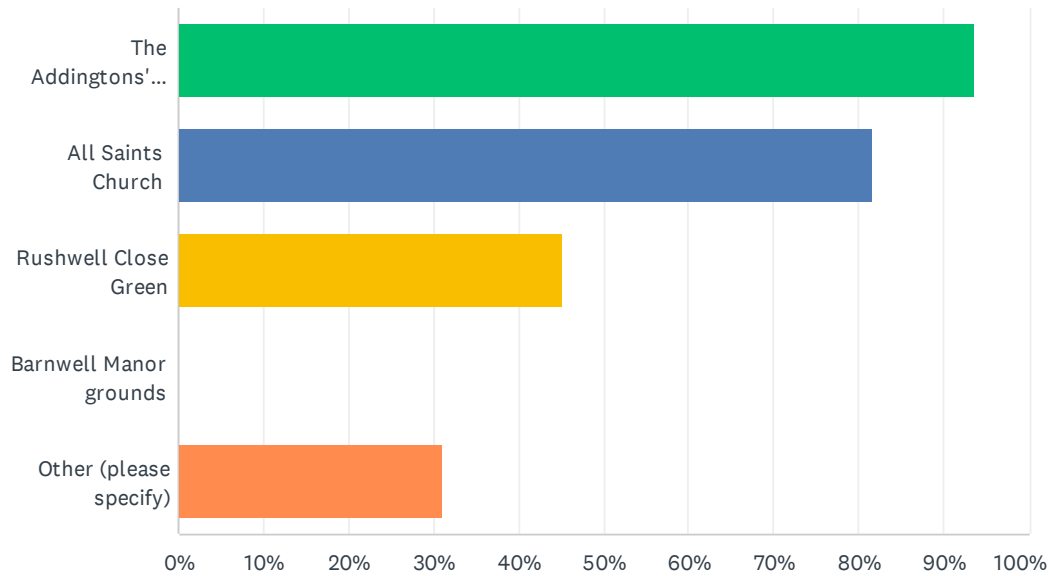
Answered: 95 Skipped: 8



ANSWER CHOICES	RESPONSES	
Yes	86.32%	82
No	3.16%	3
Other (please specify)	10.53%	10
TOTAL		95

## Q19 Which of the following should be identified as a Local Green Space? (Please select all the options that apply)

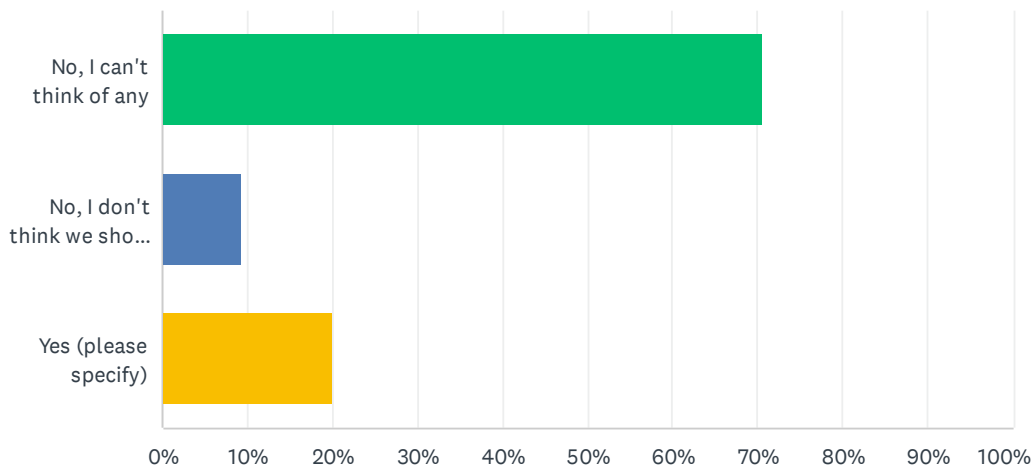
Answered: 93 Skipped: 10



ANSWER CHOICES	RESPONSES	
The Addingtons' Playing Field	93.55%	87
All Saints Church	81.72%	76
Rushwell Close Green	45.16%	42
Barnwell Manor grounds	0.00%	0
Other (please specify)	31.18%	29
Total Respondents: 93		

## Q20 In addition to the Listed Buildings and Scheduled Monuments, are there any other buildings or structures that our Neighbourhood Plan should identify for protection?

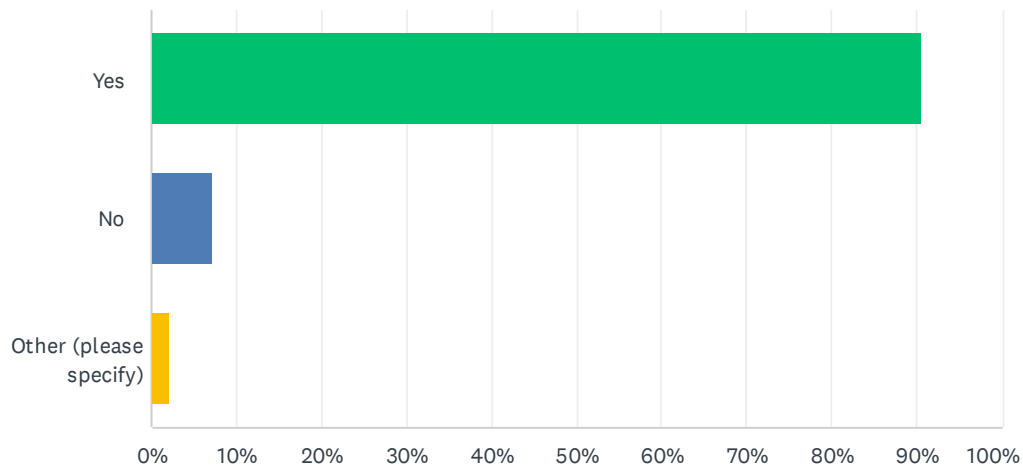
Answered: 95 Skipped: 8



ANSWER CHOICES	RESPONSES	
No, I can't think of any	70.53%	67
No, I don't think we should identify any	9.47%	9
Yes (please specify)	20.00%	19
TOTAL		95

## Q21 Should the Neighbourhood Plan be used to protect the village's traditional stone walls?

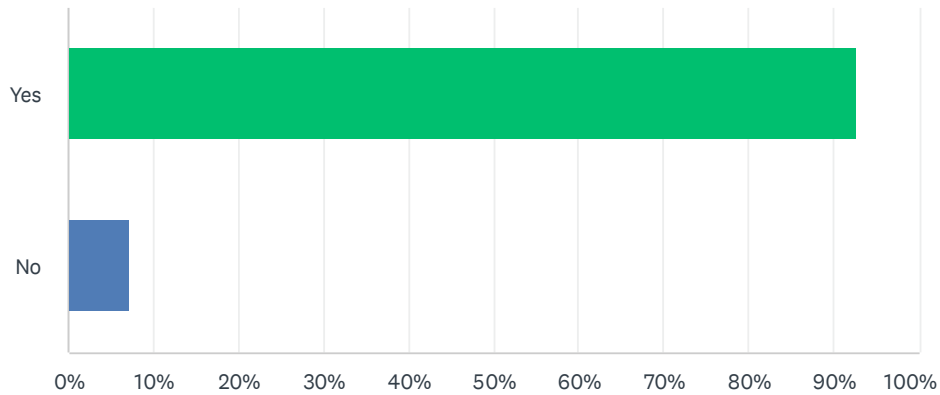
Answered: 97 Skipped: 6



ANSWER CHOICES	RESPONSES	
Yes	90.72%	88
No	7.22%	7
Other (please specify)	2.06%	2
TOTAL		97

## Q22 Do you think that our Neighbourhood Plan should include guidance on the design of new buildings?

Answered: 96 Skipped: 7

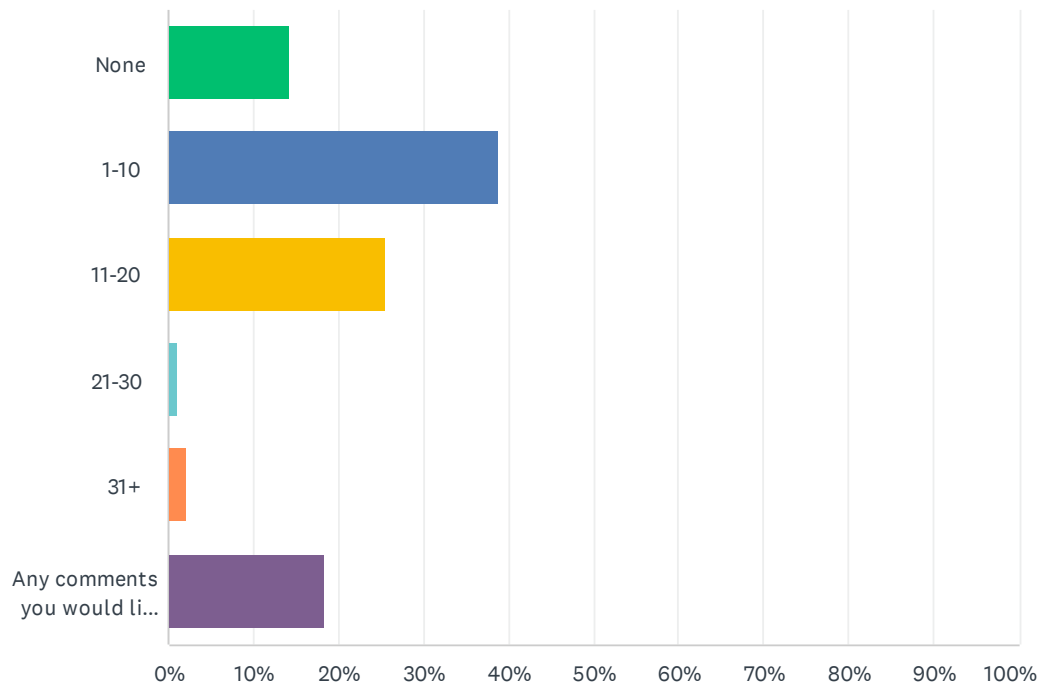


ANSWER CHOICES	RESPONSES	
Yes	92.71%	89
No	7.29%	7
TOTAL		96



## Q23 How many new homes should we plan for in our Neighbourhood Plan?

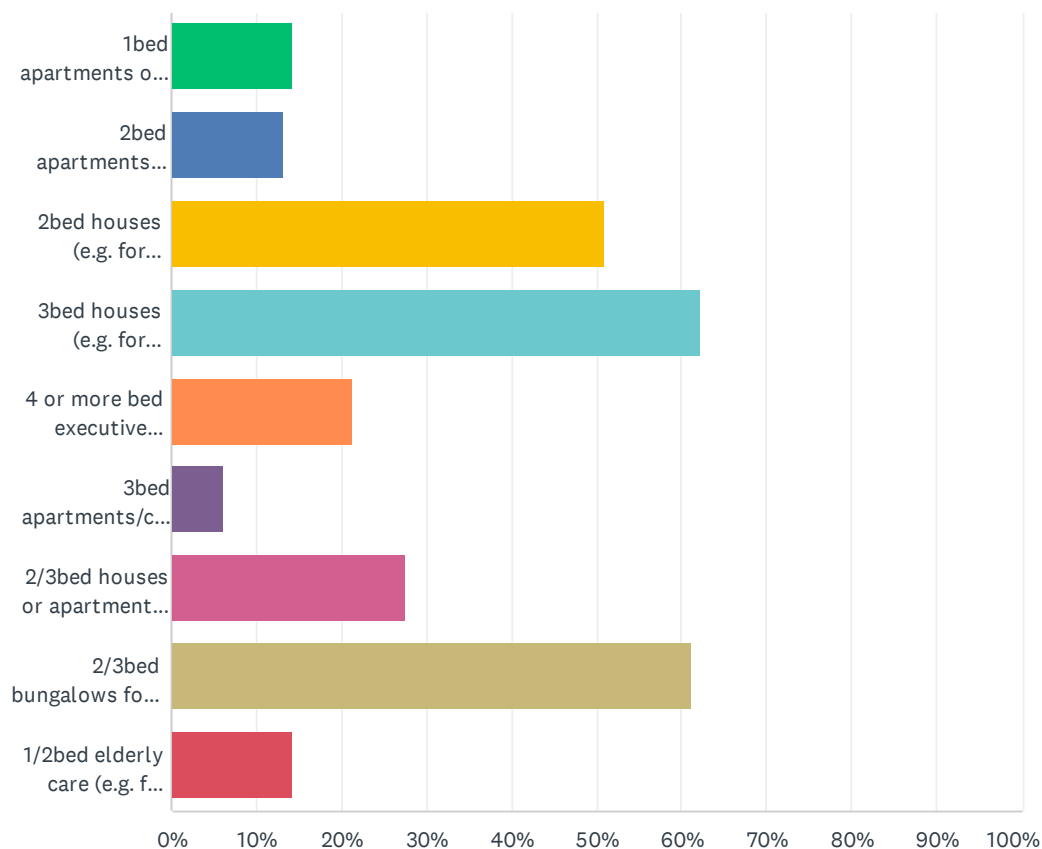
Answered: 98 Skipped: 5



ANSWER CHOICES	RESPONSES	
None	14.29%	14
1-10	38.78%	38
11-20	25.51%	25
21-30	1.02%	1
31+	2.04%	2
Any comments you would like to make	18.37%	18
<b>TOTAL</b>		<b>98</b>

## Q24 Please identify the THREE most important priorities for housing in the parish?

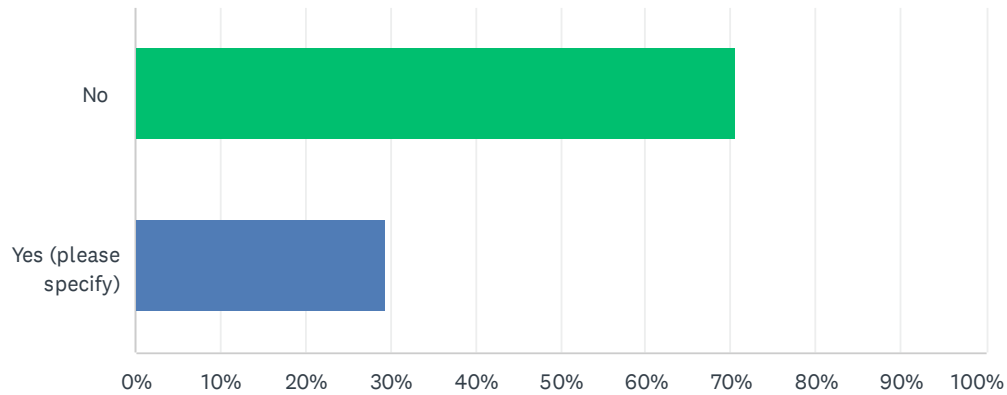
Answered: 98 Skipped: 5



ANSWER CHOICES	RESPONSES	
1bed apartments or shared housing (mainly younger single or couple households at the start of the housing ladder)	14.29%	14
2bed apartments (e.g. for couples without children or older singles)	13.27%	13
2bed houses (e.g. for couples, smaller families, single parents, singles with child access and frequent visitors)	51.02%	50
3bed houses (e.g. for families with children)	62.24%	61
4 or more bed executive housing	21.43%	21
3bed apartments/cluster (e.g. for young people/students sharing at start of housing ladder, extended older families, non-traditional household groups)	6.12%	6
2/3bed houses or apartments for downsizing older people	27.55%	27
2/3bed bungalows for downsizing older people	61.22%	60
1/2bed elderly care (e.g. for older frail elderly singles)	14.29%	14
Total Respondents: 98		

## Q25 Are you aware of any sites in Great Addington that could be used to meet any housing requirement?

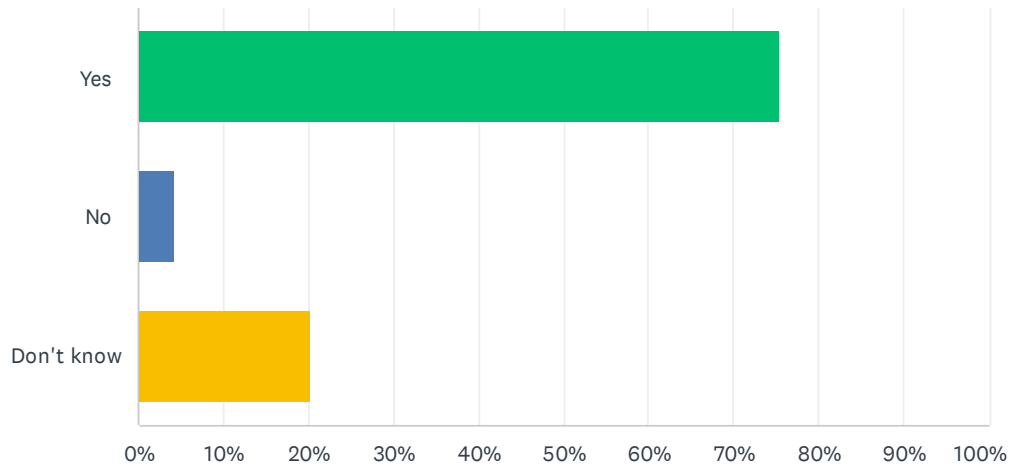
Answered: 95 Skipped: 8



ANSWER CHOICES	RESPONSES	
No	70.53%	67
Yes (please specify)	29.47%	28
TOTAL		95

## Q26 Do you agree that the definition of a Settlement Boundary is a good way of managing housing development?

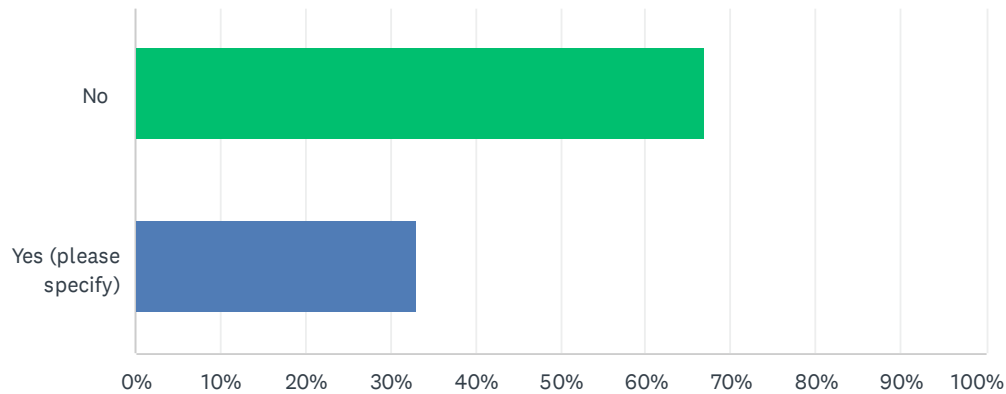
Answered: 94 Skipped: 9



ANSWER CHOICES	RESPONSES	
Yes	75.53%	71
No	4.26%	4
Don't know	20.21%	19
TOTAL		94

## Q27 Are there any specific changes to the Great Addington Settlement Boundary shown below that you would like to see made in the Neighbourhood Plan?

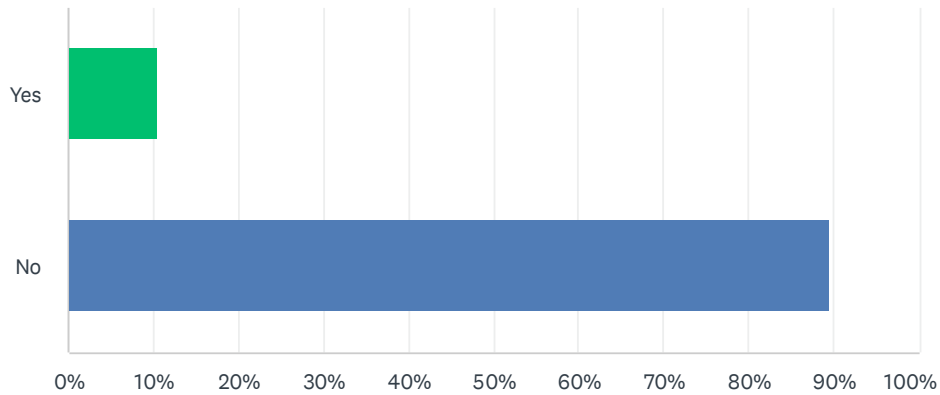
Answered: 94 Skipped: 9



ANSWER CHOICES	RESPONSES	
No	67.02%	63
Yes (please specify)	32.98%	31
TOTAL		94

## Q28 In the last ten years, have any members of your household left the Parish due to a lack of available, suitable housing?

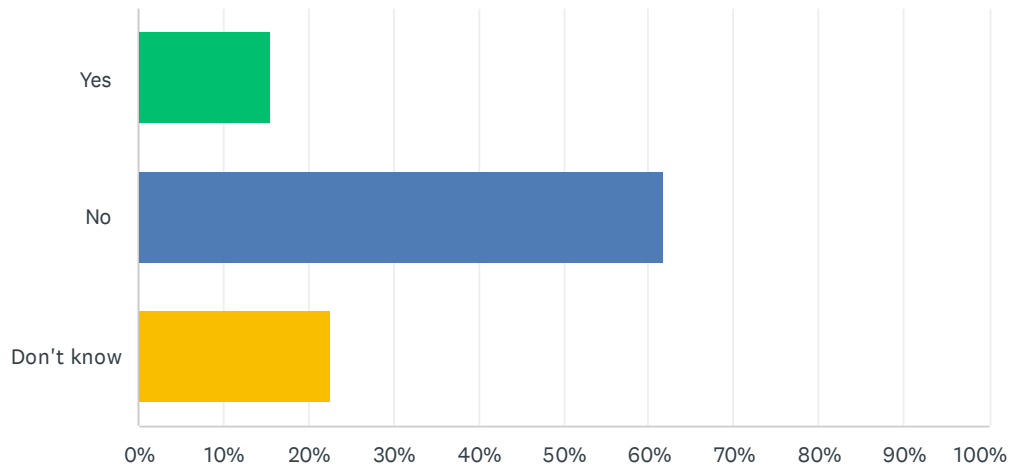
Answered: 96 Skipped: 7



ANSWER CHOICES	RESPONSES	
Yes	10.42%	10
No	89.58%	86
TOTAL		96

## Q29 Does your household as a whole, or anyone in your current household, expect to need to move within the Parish within the next ten years?

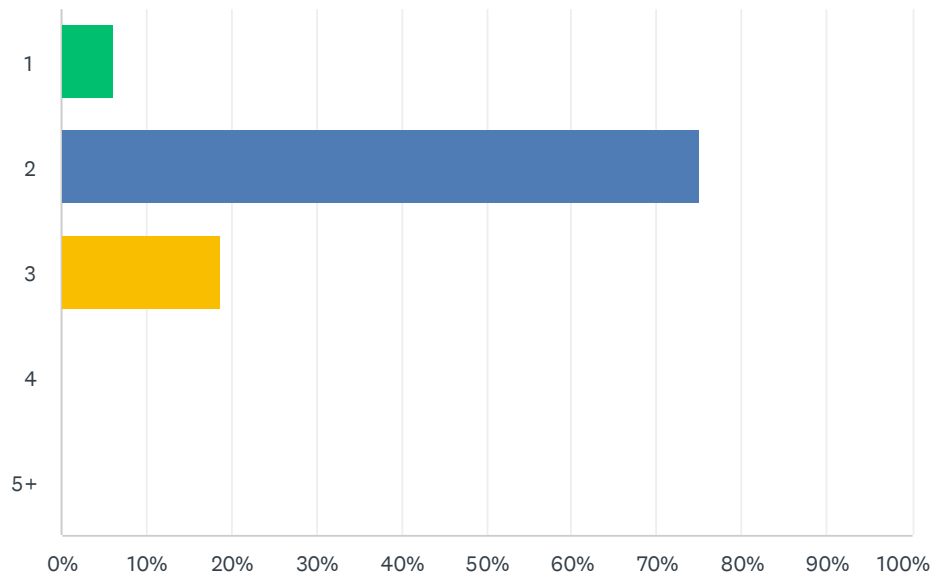
Answered: 97 Skipped: 6



ANSWER CHOICES	RESPONSES	
Yes	15.46%	15
No	61.86%	60
Don't know	22.68%	22
TOTAL		97

## Q30 How many bedrooms would that household expect to need?

Answered: 16 Skipped: 87

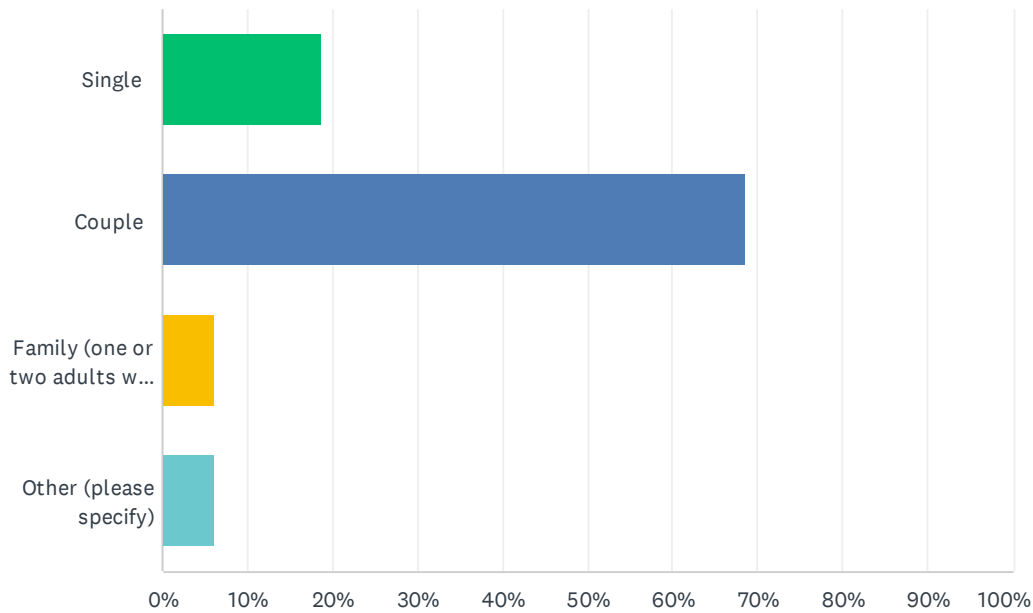


ANSWER CHOICES	RESPONSES	
1	6.25%	1
2	75.00%	12
3	18.75%	3
4	0.00%	0
5+	0.00%	0
TOTAL		16



## Q31 How would you describe this household?

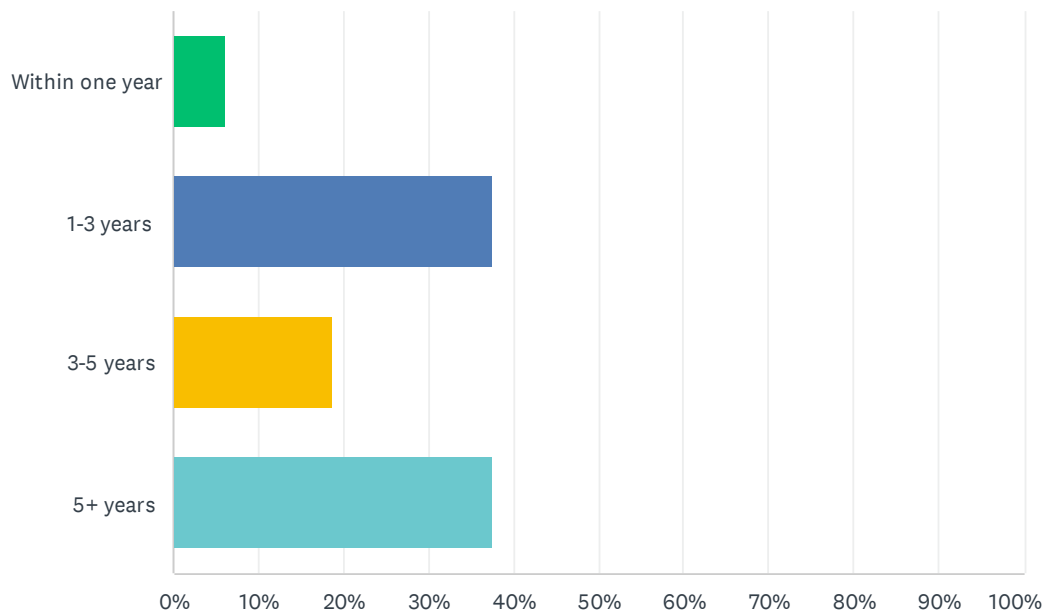
Answered: 16 Skipped: 87



ANSWER CHOICES	RESPONSES	
Single	18.75%	3
Couple	68.75%	11
Family (one or two adults with one or more children)	6.25%	1
Other (please specify)	6.25%	1
<b>TOTAL</b>		<b>16</b>

## Q32 When would the household expect to need to move?

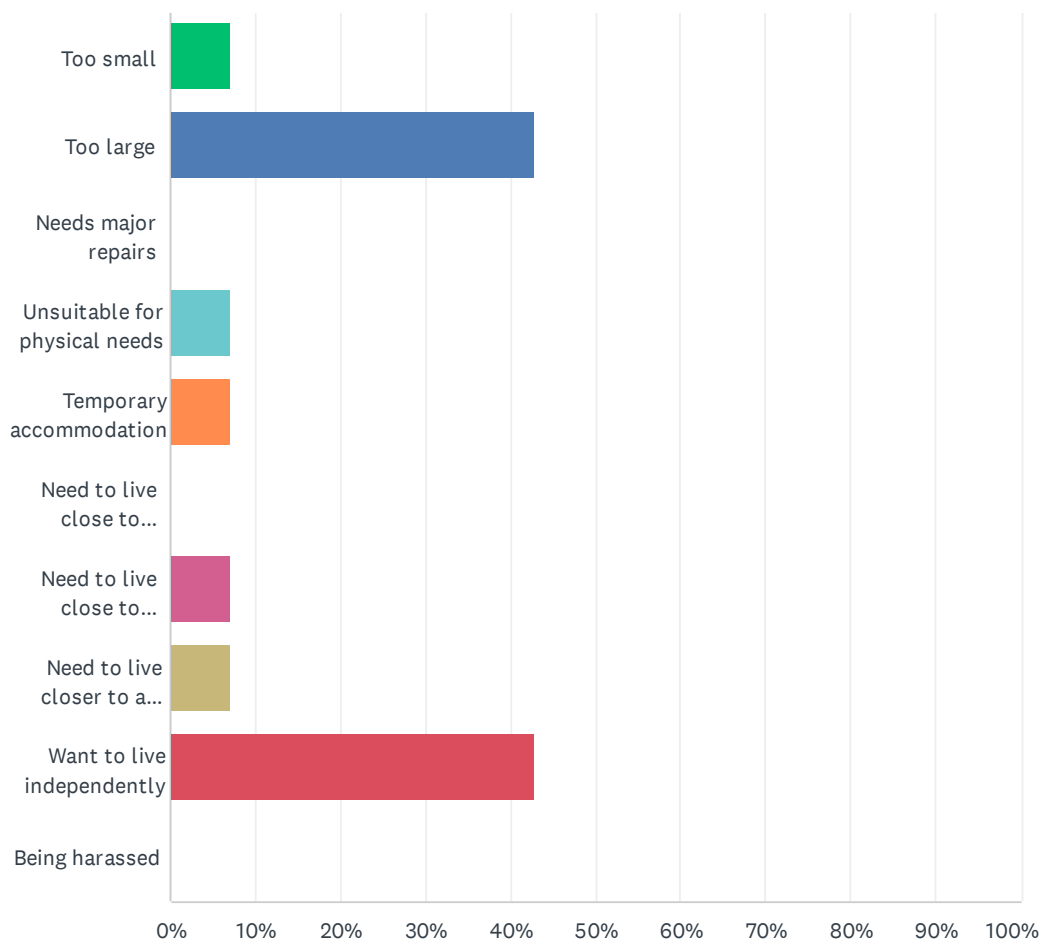
Answered: 16 Skipped: 87



ANSWER CHOICES	RESPONSES	
Within one year	6.25%	1
1-3 years	37.50%	6
3-5 years	18.75%	3
5+ years	37.50%	6
TOTAL		16

### Q33 Please give the reasons why this household's current home does not meet the household's need? (Please select all the options that apply)

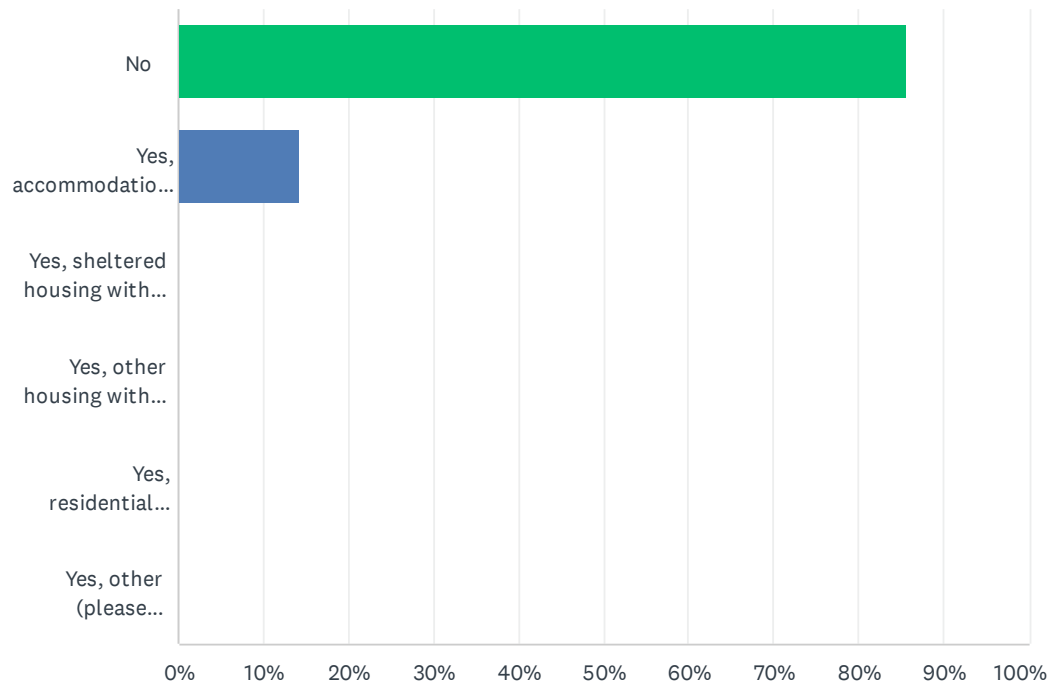
Answered: 14 Skipped: 89



ANSWER CHOICES	RESPONSES	
Too small	7.14%	1
Too large	42.86%	6
Needs major repairs	0.00%	0
Unsuitable for physical needs	7.14%	1
Temporary accommodation	7.14%	1
Need to live close to employment	0.00%	0
Need to live close to relative/family	7.14%	1
Need to live closer to a carer or to give care	7.14%	1
Want to live independently	42.86%	6
Being harassed	0.00%	0
Total Respondents: 14		

## Q34 Does this household have a specialist housing need?

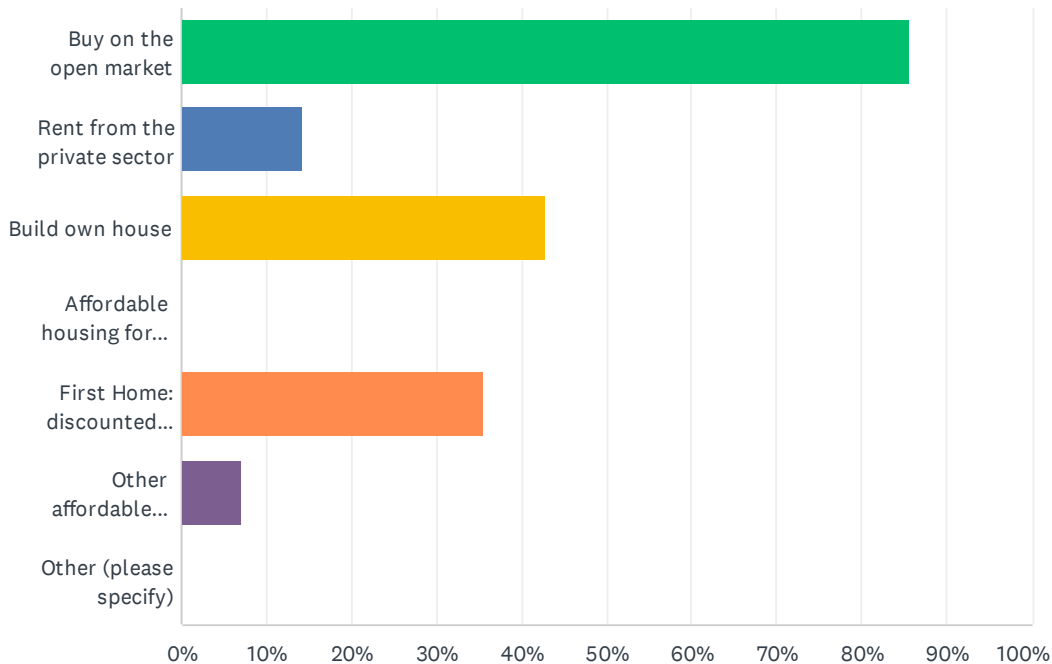
Answered: 14 Skipped: 89



ANSWER CHOICES	RESPONSES	
No	85.71%	12
Yes, accommodation on the ground floor	14.29%	2
Yes, sheltered housing with support services provided	0.00%	0
Yes, other housing with support services provided	0.00%	0
Yes, residential care	0.00%	0
Yes, other (please specify)	0.00%	0
<b>TOTAL</b>		<b>14</b>

## Q35 How would this household consider paying for this accommodation? (Please select all the options that apply)

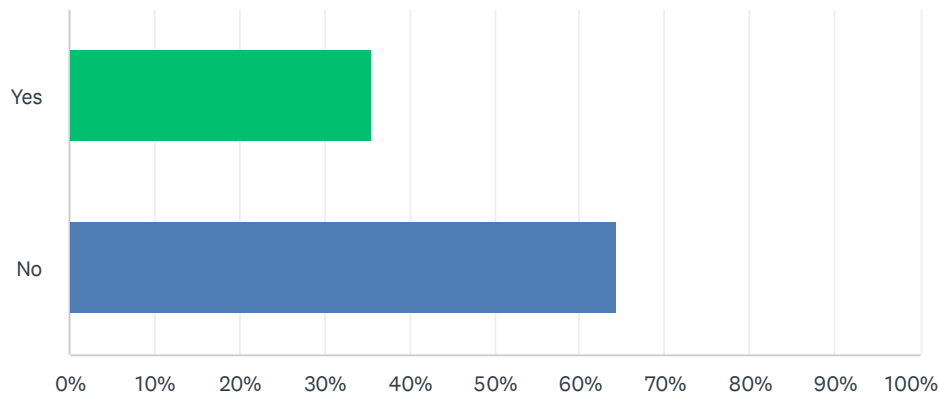
Answered: 14 Skipped: 89



ANSWER CHOICES	RESPONSES	
Buy on the open market	85.71%	12
Rent from the private sector	14.29%	2
Build own house	42.86%	6
Affordable housing for rent: the rent is set by the Government's rent policy, or is at least 20% below local market rents; the landlord is a registered provider e.g. the County Council or a Housing Association and it includes provisions to remain at an affordable price for future eligible households.	0.00%	0
First Home: discounted market sale units which:a) must be discounted by a minimum of 30% against the market value;b) are sold to a person or persons meeting the First Homes eligibility criteria;c) on their first sale, will have a restriction registered on the title at HM Land Registry to ensure this discount (as a percentage of current market value) and certain other restrictions are passed on at each subsequent title transfer; and,d) after the discount has been applied, the first sale must be at a price no higher than £250,000	35.71%	5
Other affordable routes to home ownership: housing provided for sale that provides a route to ownership for those who could not achieve home ownership through the market. It includes shared ownership, relevant equity loans, other low cost homes for sale (at a price equivalent to at least 20% below local market value) and rent to buy (which includes a period of intermediate rent). Provisions will ensure that the homes remain at an affordable price for future eligible households.	7.14%	1
Other (please specify)	0.00%	0
Total Respondents: 14		

### Q36 If this household moved to a new home, would an existing dwelling be freed-up?

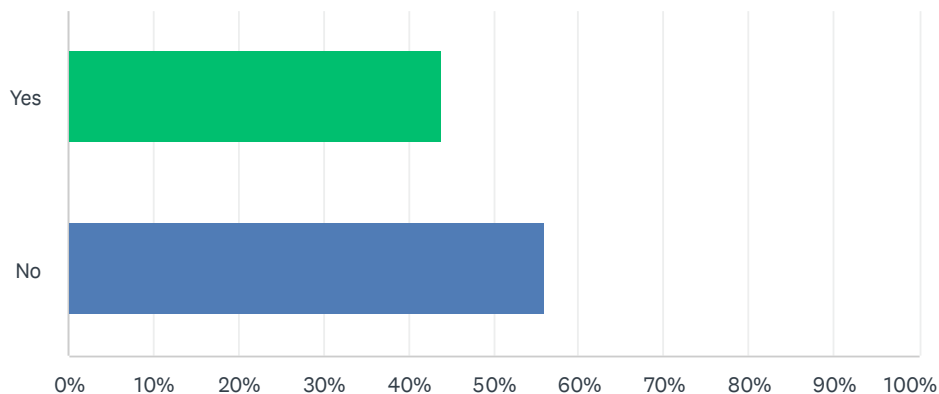
Answered: 14 Skipped: 89



ANSWER CHOICES	RESPONSES	
Yes	35.71%	5
No	64.29%	9
TOTAL		14

## Q37 Would you support a Rural Exception Site for affordable housing?

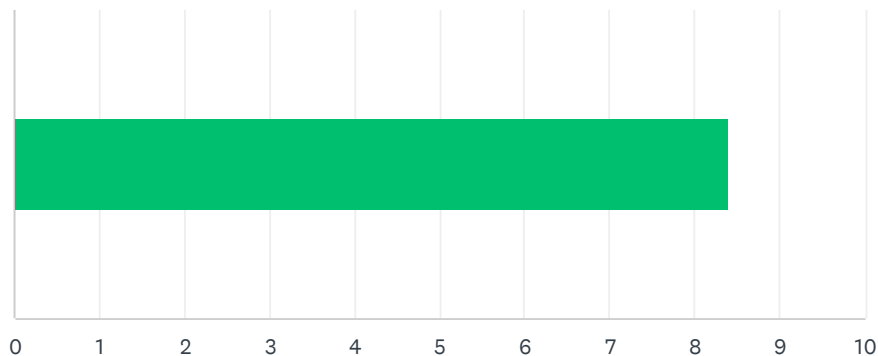
Answered: 91 Skipped: 12



ANSWER CHOICES	RESPONSES	
Yes	43.96%	40
No	56.04%	51
TOTAL		91

### Q38 On a scale of 0 to 10, where 0 is not a problem, how concerned are you with speeding traffic through the village?

Answered: 91 Skipped: 12

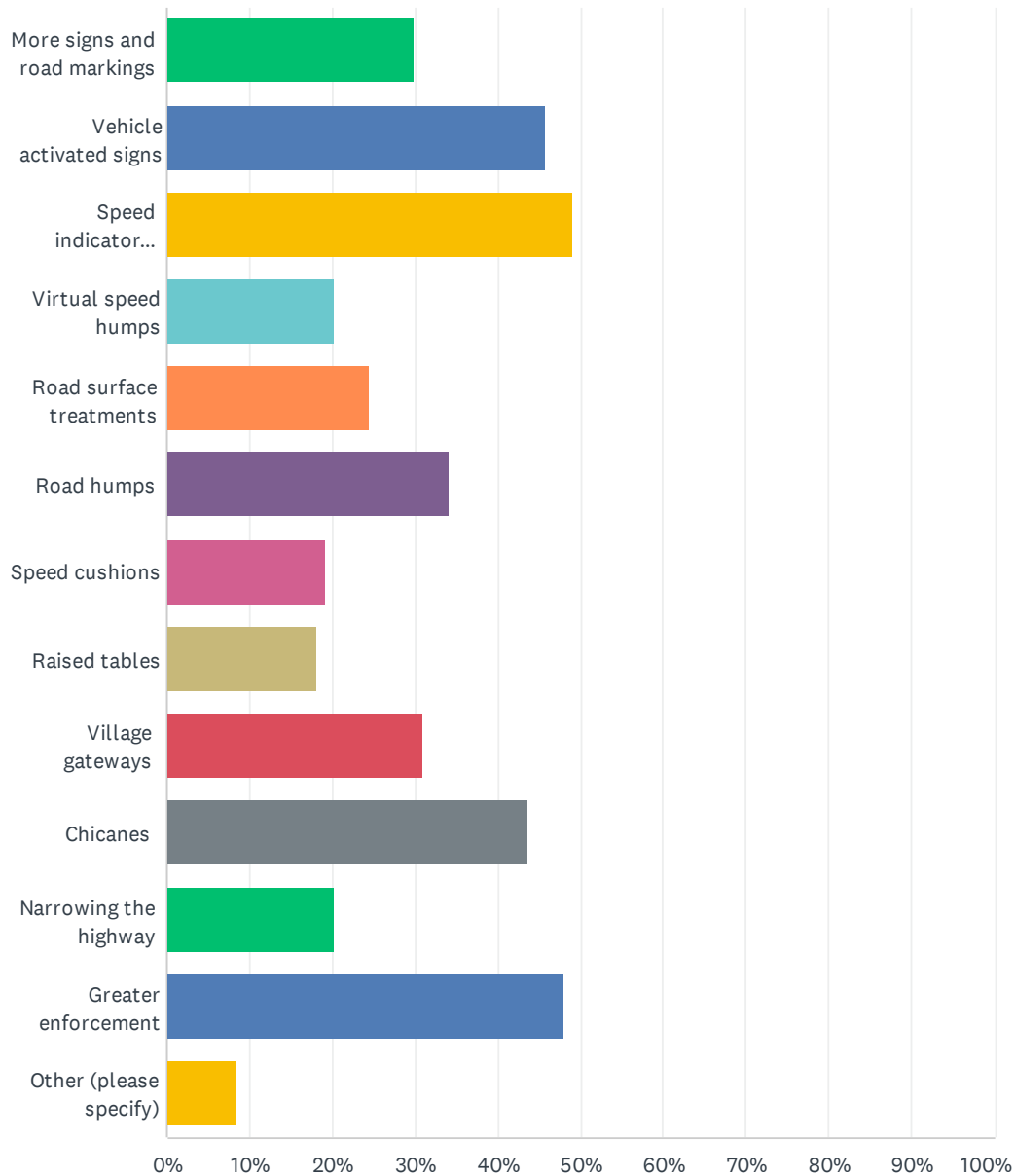


ANSWER CHOICES	AVERAGE NUMBER	TOTAL NUMBER	RESPONSES
	8	764	91
Total Respondents: 91			



## Q39 Which of the following measures would you support to help reduce vehicle speeds?

Answered: 94 Skipped: 9

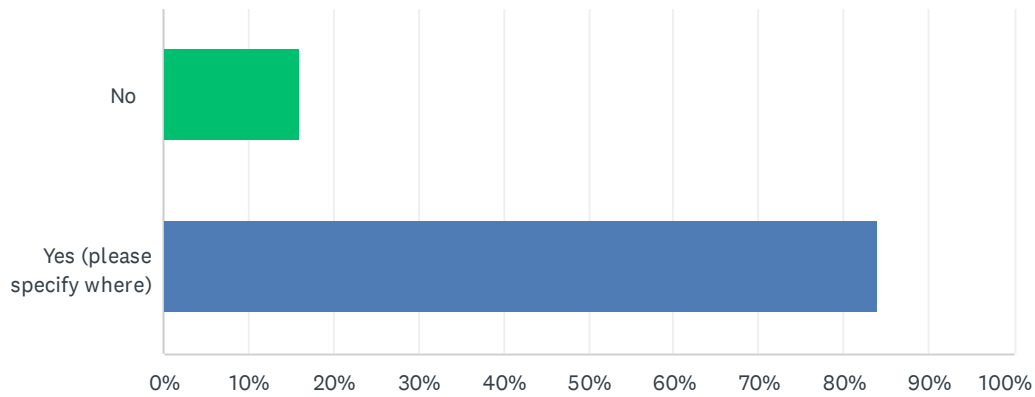


## Great Addington Neighbourhood Plan

ANSWER CHOICES	RESPONSES	
More signs and road markings	29.79%	28
Vehicle activated signs	45.74%	43
Speed indicator devices	48.94%	46
Virtual speed humps	20.21%	19
Road surface treatments	24.47%	23
Road humps	34.04%	32
Speed cushions	19.15%	18
Raised tables	18.09%	17
Village gateways	30.85%	29
Chicanes	43.62%	41
Narrowing the highway	20.21%	19
Greater enforcement	47.87%	45
Other (please specify)	8.51%	8
Total Respondents: 94		

## Q40 Is inconsiderate or lack of parking a problem in the village?

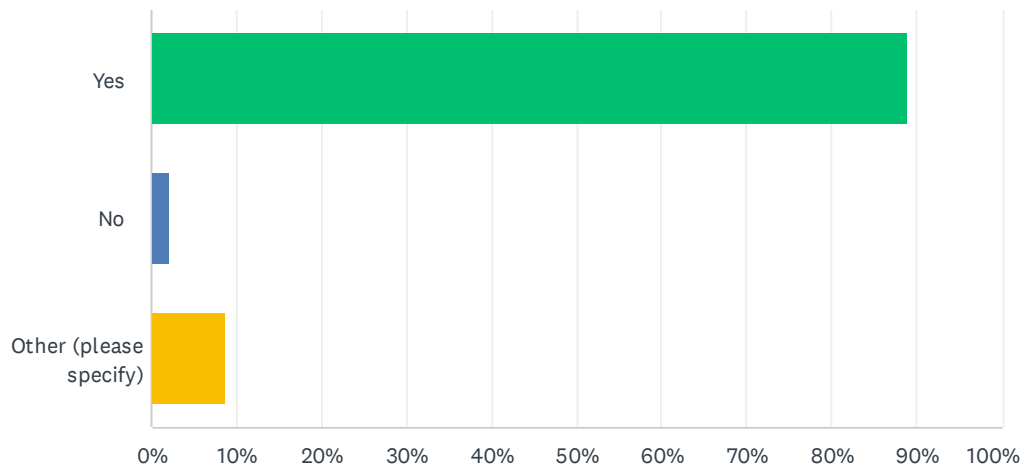
Answered: 94 Skipped: 9



ANSWER CHOICES	RESPONSES	
No	15.96%	15
Yes (please specify where)	84.04%	79
TOTAL		94

## Q41 Should the Neighbourhood Plan be used to protect the pub and village hall?

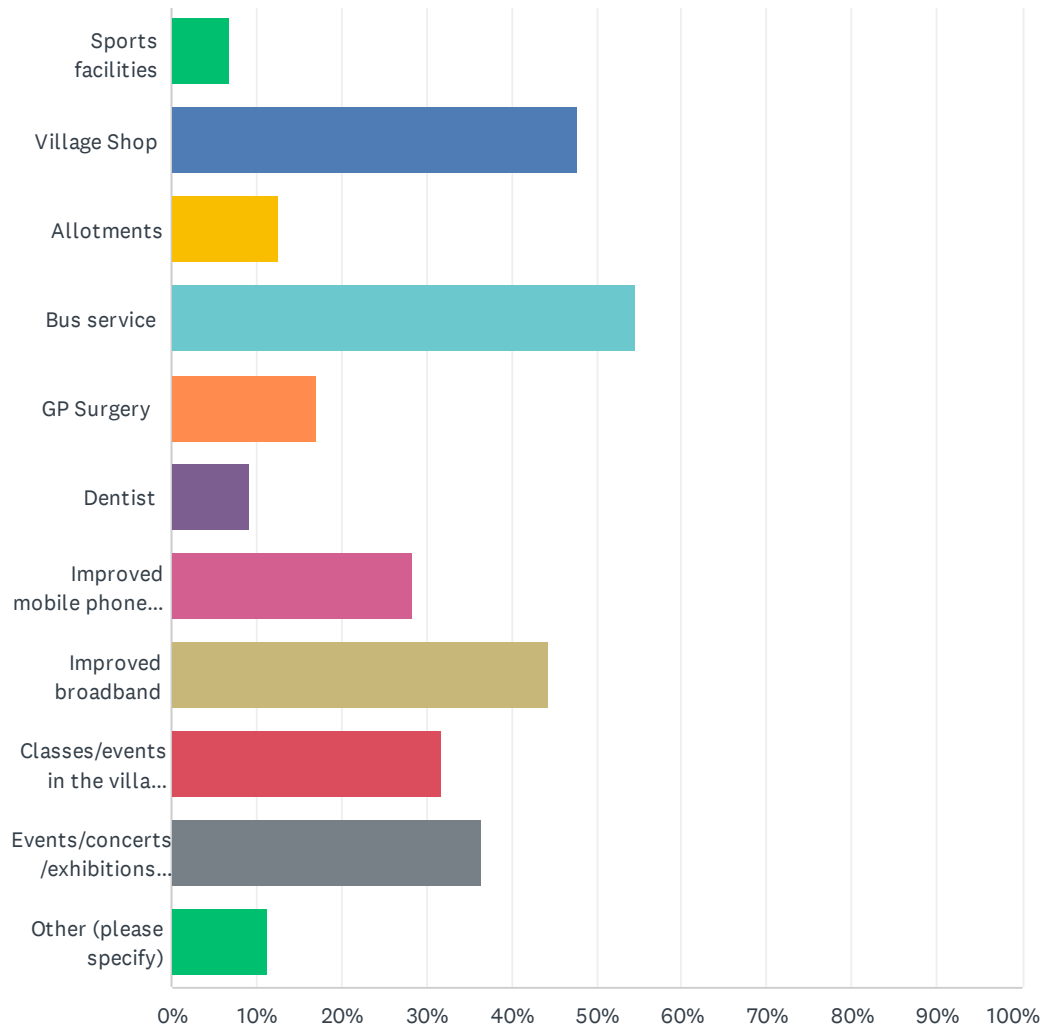
Answered: 91 Skipped: 12



ANSWER CHOICES	RESPONSES	
Yes	89.01%	81
No	2.20%	2
Other (please specify)	8.79%	8
TOTAL		91

## Q42 Are there any additional services and facilities you would like to see? (Please select all the options that apply)

Answered: 88 Skipped: 15

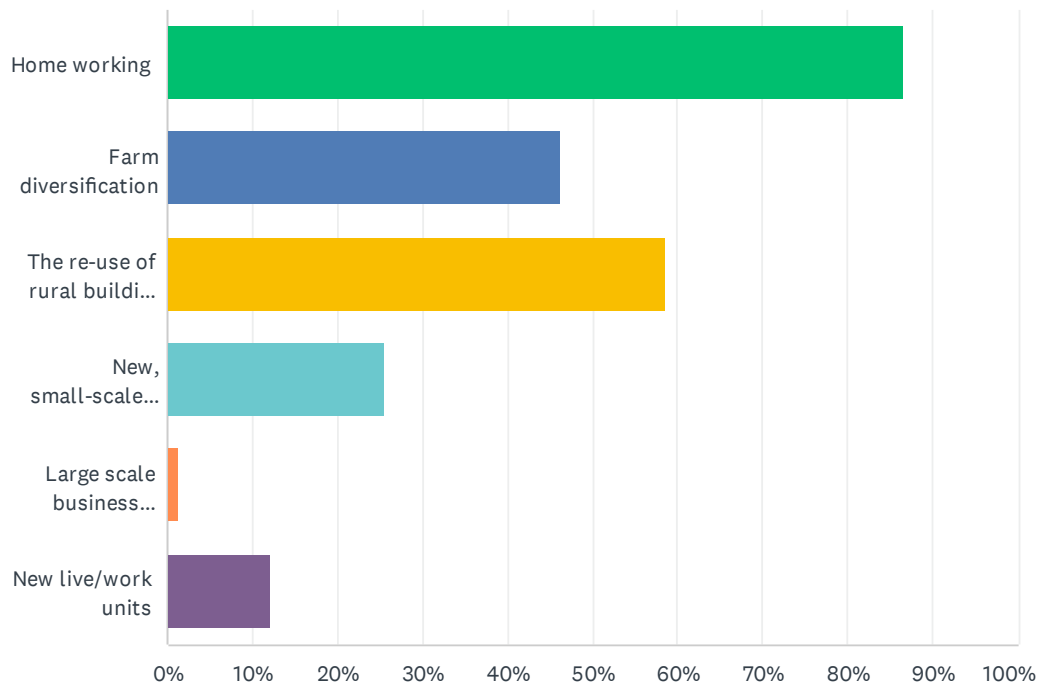


# Great Addington Neighbourhood Plan

ANSWER CHOICES	RESPONSES	
Sports facilities	6.82%	6
Village Shop	47.73%	42
Allotments	12.50%	11
Bus service	54.55%	48
GP Surgery	17.05%	15
Dentist	9.09%	8
Improved mobile phone signal	28.41%	25
Improved broadband	44.32%	39
Classes/events in the village hall	31.82%	28
Events/concerts/exhibitions/fundraising in the church	36.36%	32
Other (please specify)	11.36%	10
Total Respondents: 88		

## Q43 Which of the following economic activities would you support in the parish? (Please select all the options that apply)

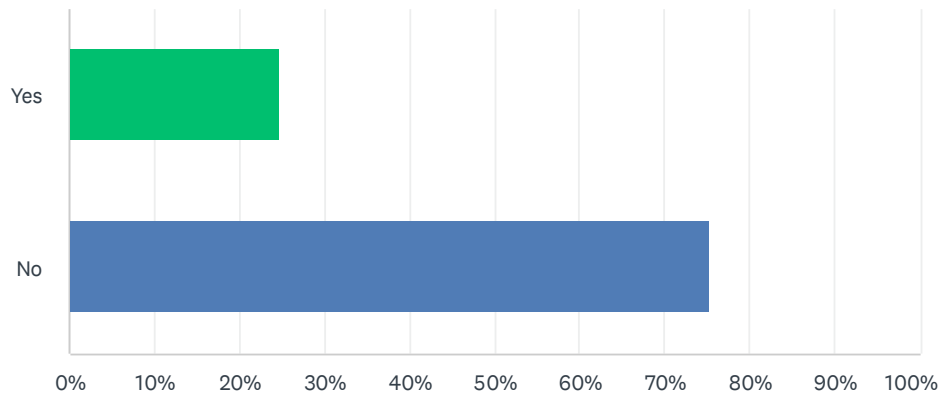
Answered: 82 Skipped: 21



ANSWER CHOICES	RESPONSES	
Home working	86.59%	71
Farm diversification	46.34%	38
The re-use of rural buildings for business use	58.54%	48
New, small-scale buildings for business use	25.61%	21
Large scale business development	1.22%	1
New live/work units	12.20%	10
Total Respondents: 82		

## Q44 Do you own/manage a business that is based in the parish?

Answered: 93 Skipped: 10



ANSWER CHOICES	RESPONSES	
Yes	24.73%	23
No	75.27%	70
TOTAL		93

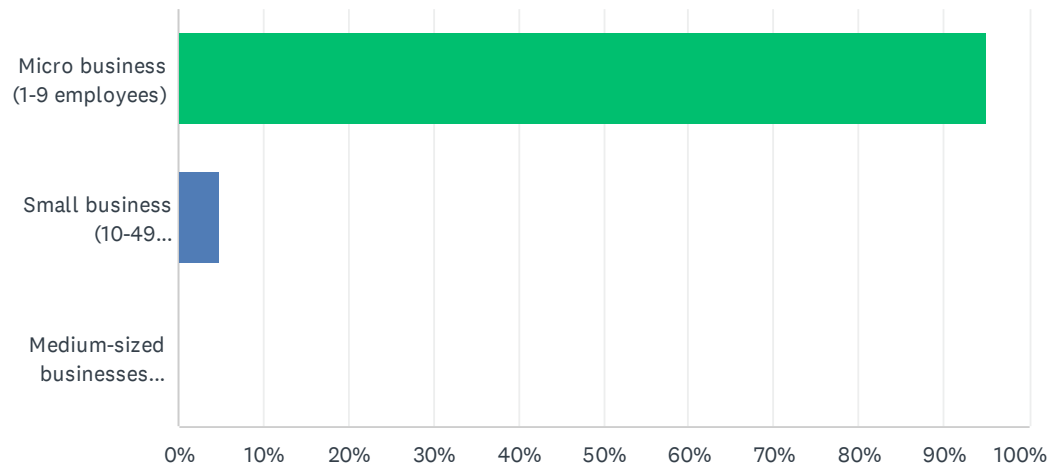


## Q45 What is the name of your business?

Answered: 16   Skipped: 87

## Q46 What size is your business?

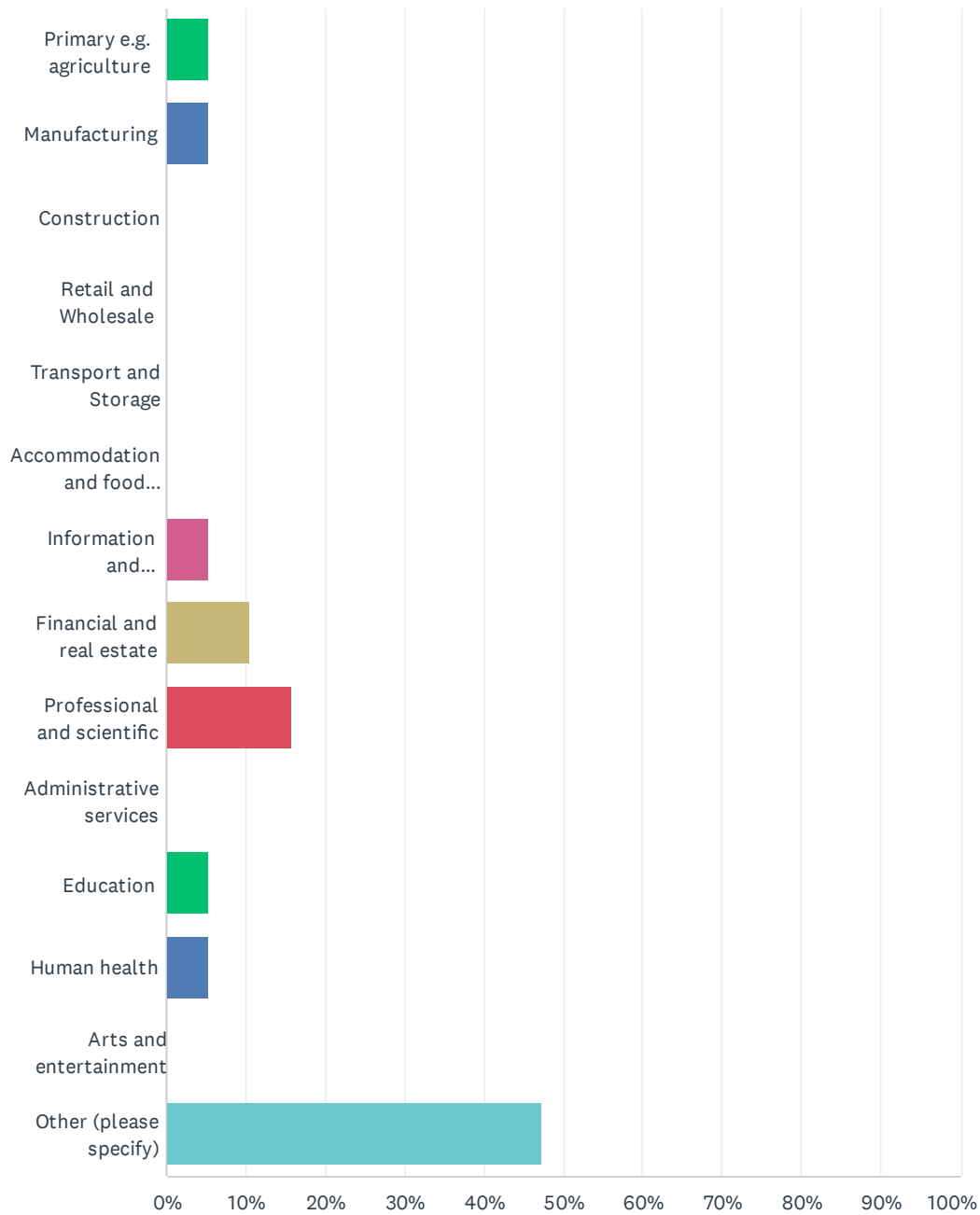
Answered: 20   Skipped: 83



ANSWER CHOICES	RESPONSES	
Micro business (1-9 employees)	95.00%	19
Small business (10-49 employees)	5.00%	1
Medium-sized businesses (50-249 employees)	0.00%	0
TOTAL		20

## Q47 What type of economic activity is your business engaged in?

Answered: 19 Skipped: 84

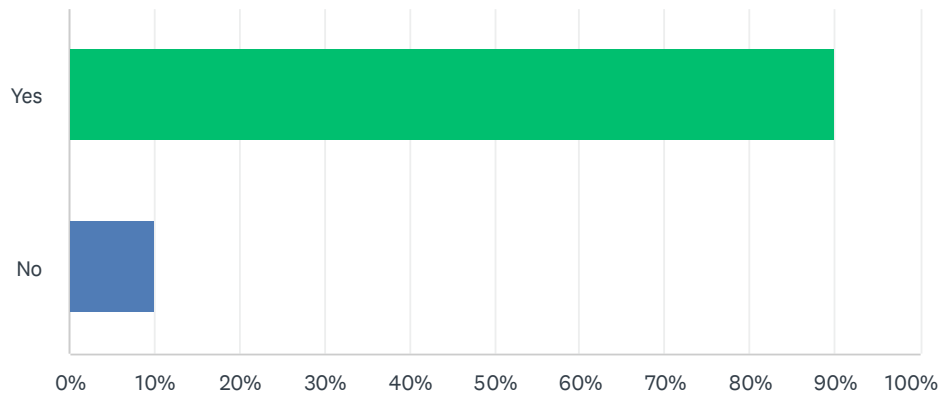


# Great Addington Neighbourhood Plan

ANSWER CHOICES	RESPONSES	
Primary e.g. agriculture	5.26%	1
Manufacturing	5.26%	1
Construction	0.00%	0
Retail and Wholesale	0.00%	0
Transport and Storage	0.00%	0
Accommodation and food service	0.00%	0
Information and communication	5.26%	1
Financial and real estate	10.53%	2
Professional and scientific	15.79%	3
Administrative services	0.00%	0
Education	5.26%	1
Human health	5.26%	1
Arts and entertainment	0.00%	0
Other (please specify)	47.37%	9
TOTAL		19

## Q48 Is the business premise also your home?

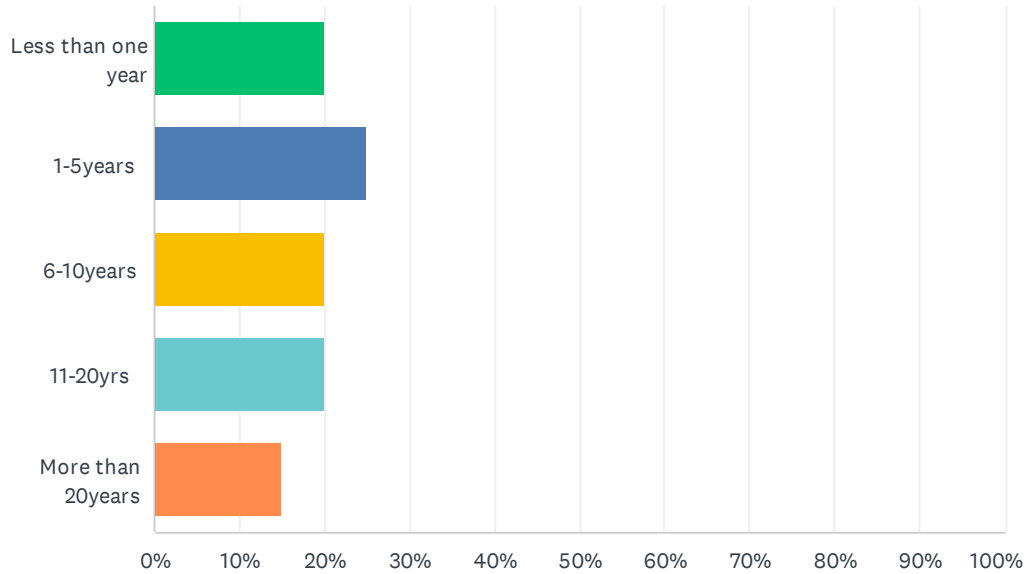
Answered: 20 Skipped: 83



ANSWER CHOICES	RESPONSES	
Yes	90.00%	18
No	10.00%	2
TOTAL		20

## Q49 What is the age of your business?

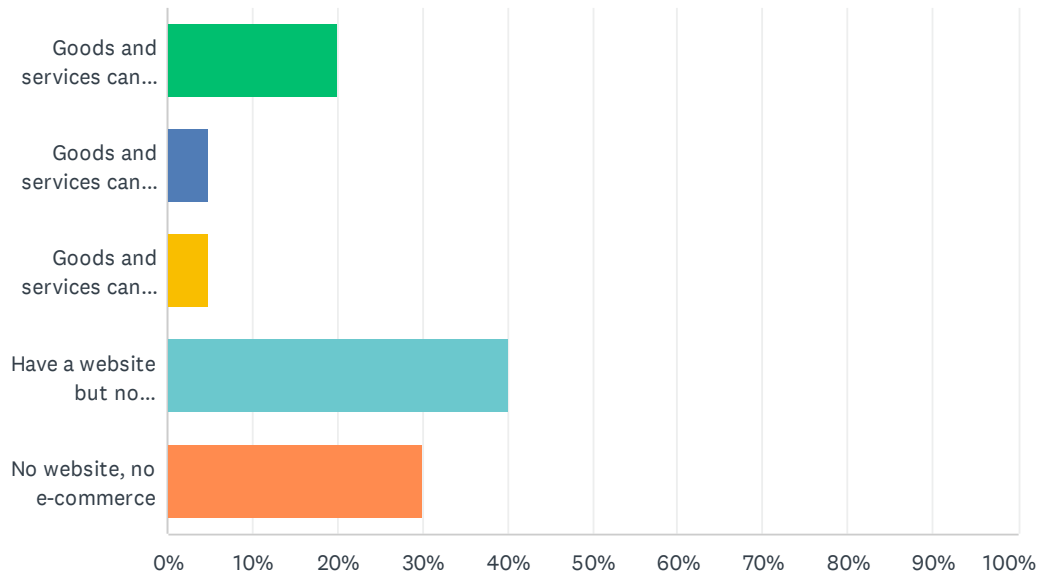
Answered: 20 Skipped: 83



ANSWER CHOICES	RESPONSES	
Less than one year	20.00%	4
1-5years	25.00%	5
6-10years	20.00%	4
11-20yrs	20.00%	4
More than 20years	15.00%	3
TOTAL		20

## Q50 Does your business engage in e-commerce? (Please select all the options that apply)

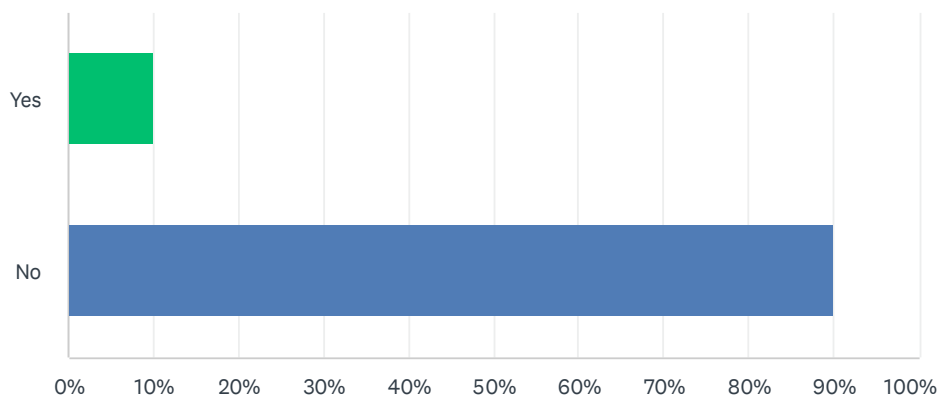
Answered: 20 Skipped: 83



ANSWER CHOICES	RESPONSES	
Goods and services can be ordered directly from our website	20.00%	4
Goods and services can be ordered directly from a 3rd party website	5.00%	1
Goods and services can be ordered from social media	5.00%	1
Have a website but no e-commerce	40.00%	8
No website, no e-commerce	30.00%	6
Total Respondents: 20		

## Q51 Do you plan to close or transfer your business in the next five years?

Answered: 20   Skipped: 83

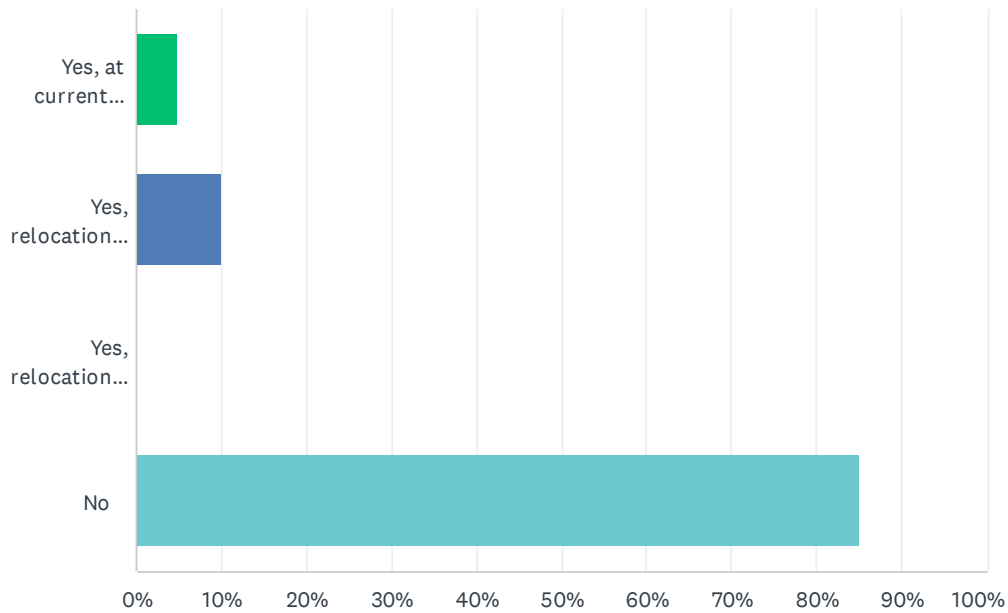


ANSWER CHOICES	RESPONSES	
Yes	10.00%	2
No	90.00%	18
TOTAL		20



## Q52 Do you require additional business space in the next three years?

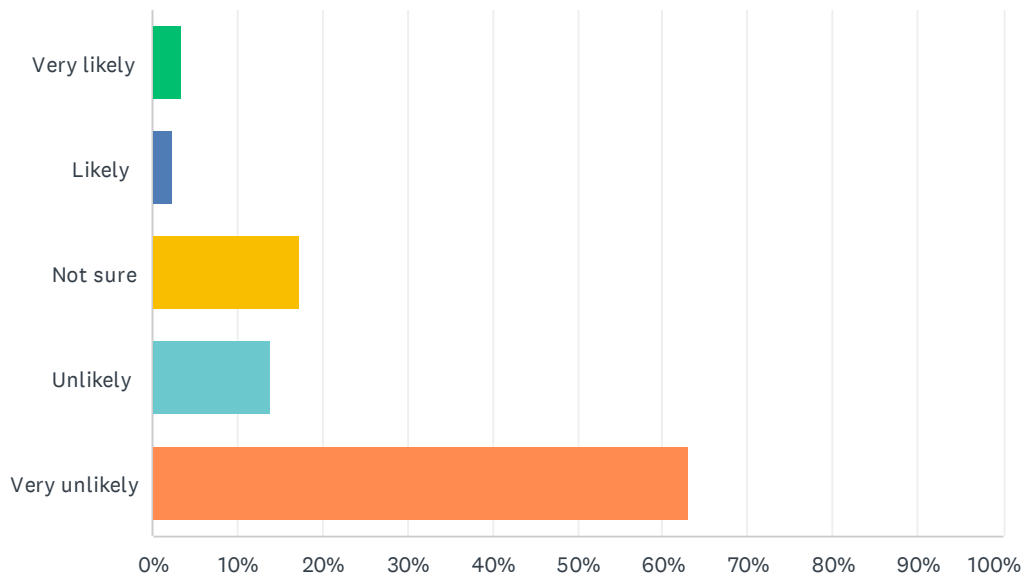
Answered: 20 Skipped: 83



ANSWER CHOICES	RESPONSES	
Yes, at current location	5.00%	1
Yes, relocation within the parish	10.00%	2
Yes, relocation outside the parish	0.00%	0
No	85.00%	17
TOTAL		20

## Q53 How likely are you to set up a new business within the parish in the next 10 years?

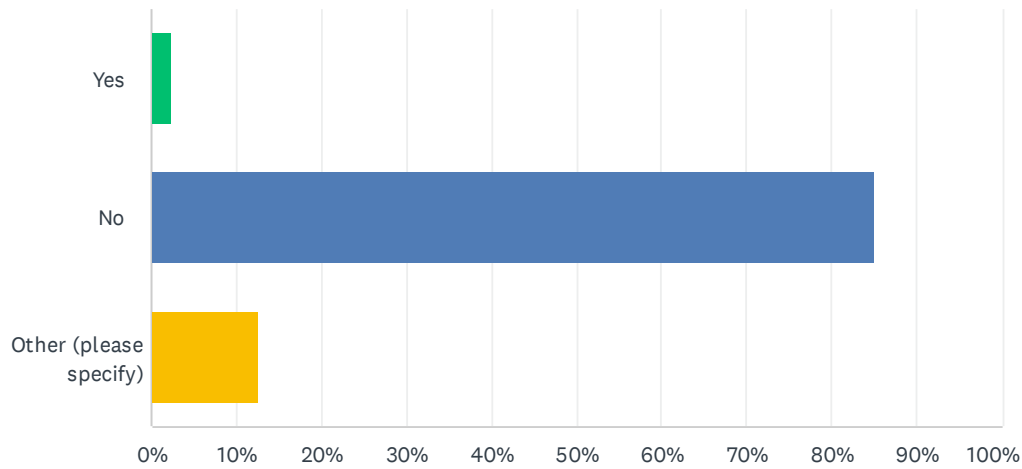
Answered: 87 Skipped: 16



ANSWER CHOICES	RESPONSES	
Very likely	3.45%	3
Likely	2.30%	2
Not sure	17.24%	15
Unlikely	13.79%	12
Very unlikely	63.22%	55
TOTAL		87

## Q54 Do you support the proposed Kettering Energy Park?

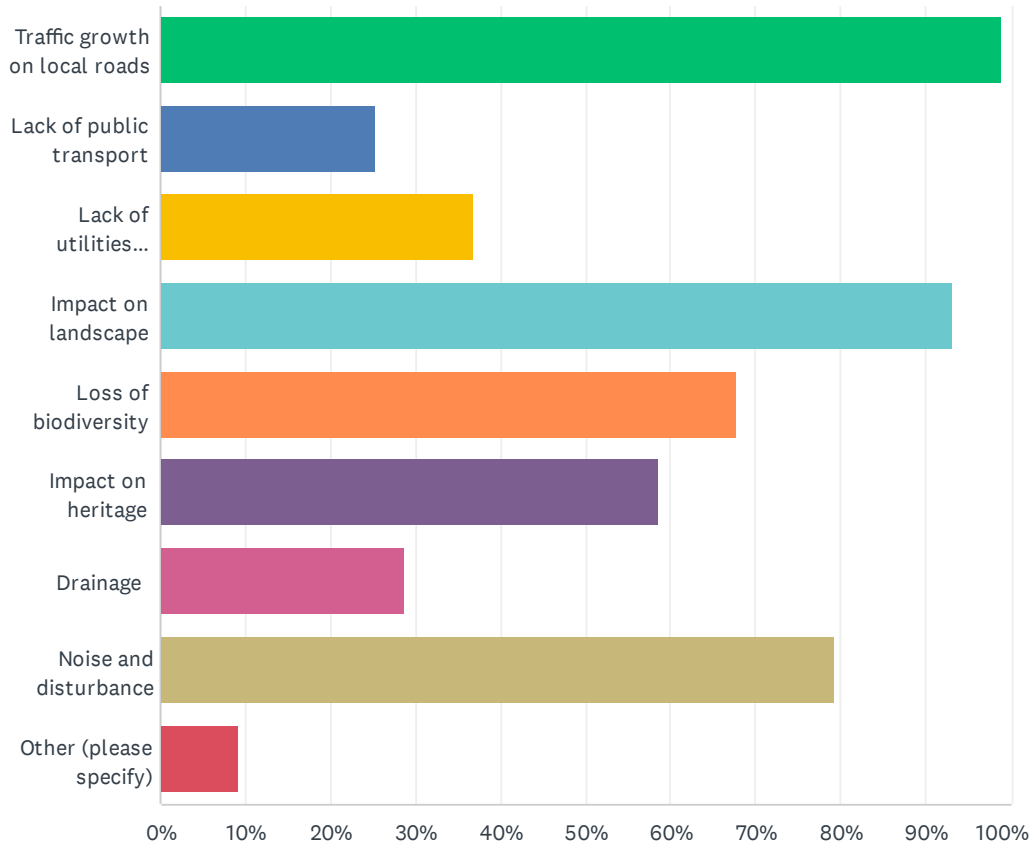
Answered: 87   Skipped: 16



ANSWER CHOICES	RESPONSES	
Yes	2.30%	2
No	85.06%	74
Other (please specify)	12.64%	11
TOTAL		87

## Q55 What are your main concerns about the proposal?

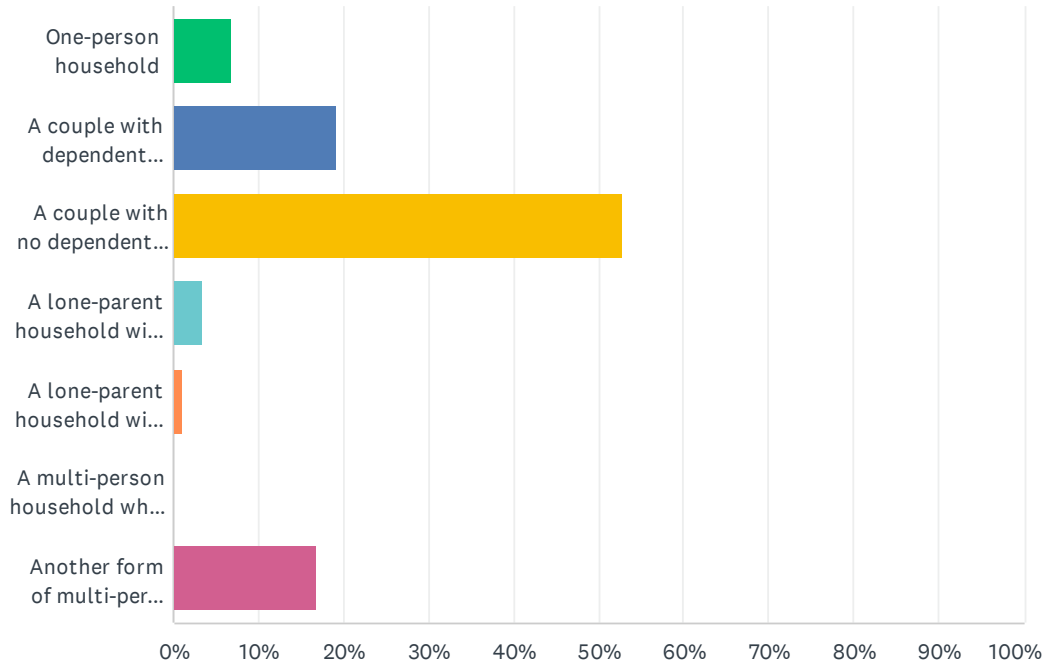
Answered: 87   Skipped: 16



ANSWER CHOICES	RESPONSES	
Traffic growth on local roads	98.85%	86
Lack of public transport	25.29%	22
Lack of utilities capacity e.g. sewerage, electricity	36.78%	32
Impact on landscape	93.10%	81
Loss of biodiversity	67.82%	59
Impact on heritage	58.62%	51
Drainage	28.74%	25
Noise and disturbance	79.31%	69
Other (please specify)	9.20%	8
Total Respondents: 87		

## Q56 What type of household do you live in?

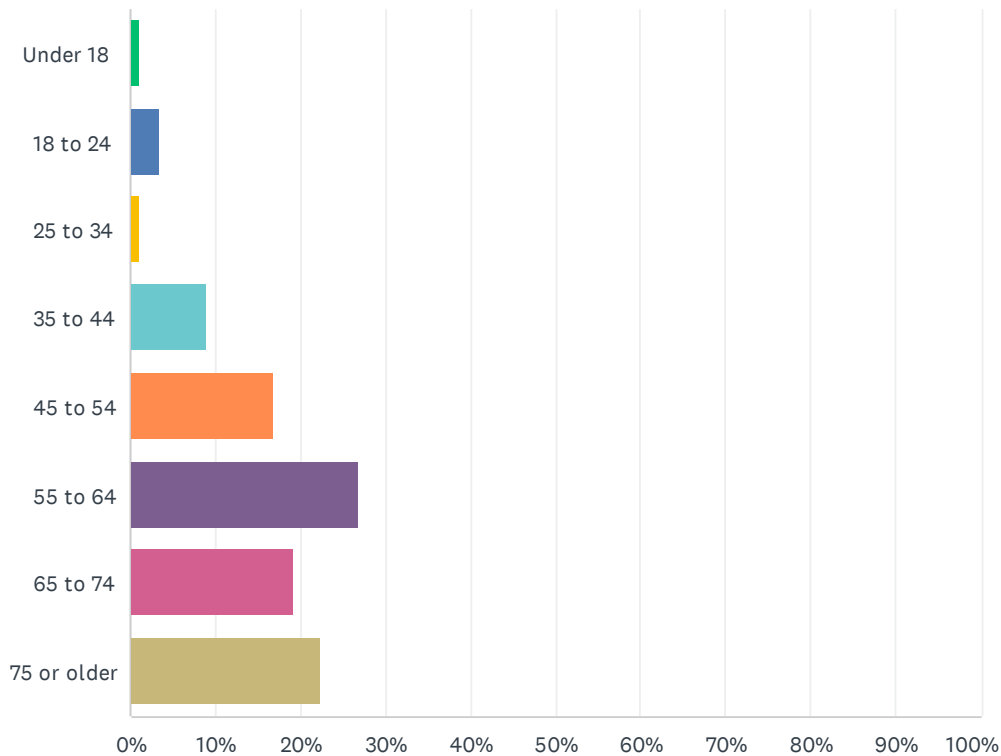
Answered: 89   Skipped: 14



ANSWER CHOICES	RESPONSES	
One-person household	6.74%	6
A couple with dependent children	19.10%	17
A couple with no dependent children	52.81%	47
A lone-parent household with dependent children	3.37%	3
A lone-parent household with no dependent children	1.12%	1
A multi-person household where all are students	0.00%	0
Another form of multi-person household	16.85%	15
<b>TOTAL</b>		<b>89</b>

## Q57 What is your age?

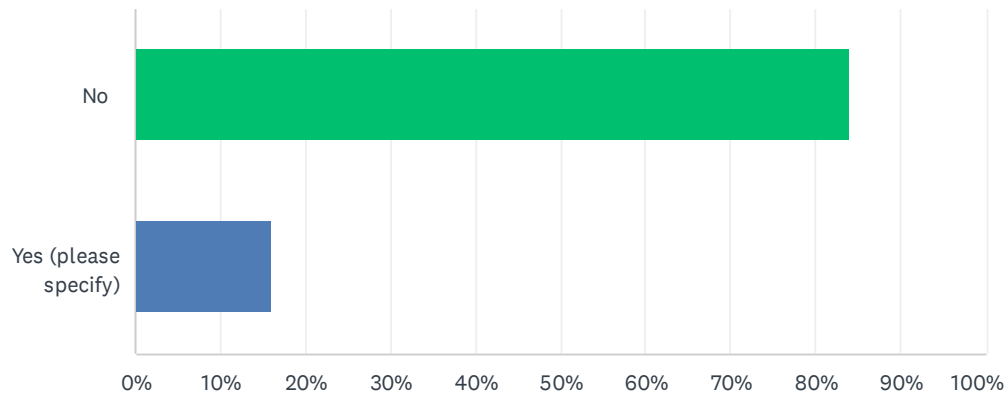
Answered: 89   Skipped: 14



ANSWER CHOICES	RESPONSES	
Under 18	1.12%	1
18 to 24	3.37%	3
25 to 34	1.12%	1
35 to 44	8.99%	8
45 to 54	16.85%	15
55 to 64	26.97%	24
65 to 74	19.10%	17
75 or older	22.47%	20
<b>TOTAL</b>		<b>89</b>

## Q58 Do you have any further comments?

Answered: 88 Skipped: 15



ANSWER CHOICES	RESPONSES	
No	84.09%	74
Yes (please specify)	15.91%	14
TOTAL		88